



770 WINLET

Don't break your back - or the glass!

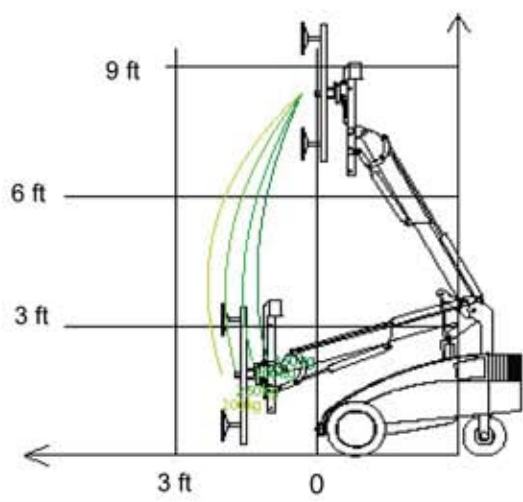
- Lifts 770lbs
- Safer than manual handling
- Self propelled
- Improve job efficiency and work environment
- Access narrow doorways, elevators and balconies
- Twin wheels for rough terrain operations
- Lifts all airtight materials (glass, granite, concrete, steel, tile, fire doors, etc.)



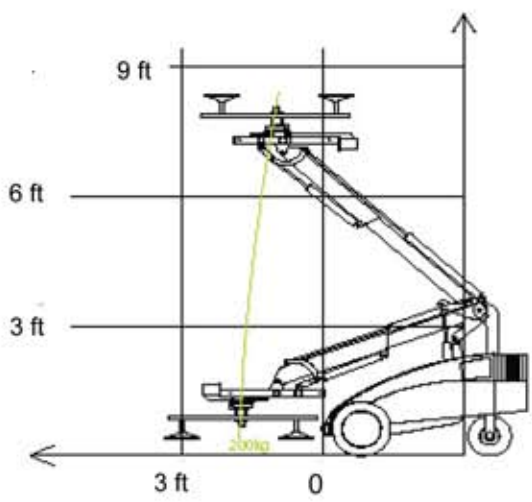
2011 Winner
THE CHICAGO
ATHENAEUM
MUSEUM OF
ARCHITECTURE
AND DESIGN



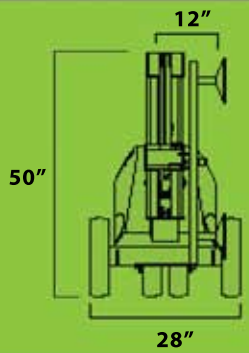
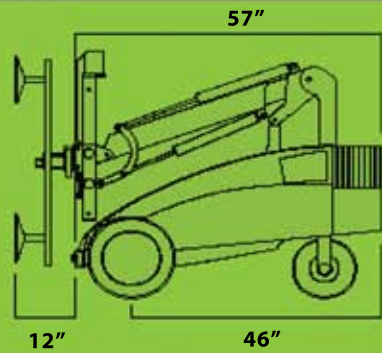
REACH DIAGRAM



PICKUP AND PLACE DIAGRAM



- User friendly
- Easy to transport
- Increase efficiency
- Double action safety keys
- Improve safety on jobsites
- Increase your bottom line
- Multi functional control box



Specifications

External Length	4'9"
External Width	2'3"
Max. Lifting Capacity	770 lbs
Max Load @ Max Extension	440 lbs
Total Weight (excluding counterweight)	860 lbs
Total Weight (including counterweight)	1090 lbs
Min. Extension (front bumper to suction cup)	1'10"
Max Extension (front bumper to suction cup)	3'5"
Max Lifting Height (to center of lifting yoke)	9'4"
Hydraulic Side Offset	4"
Fine Lift on Arm	1'8"
Tilt Function	140°
Continuous Rotation	360°
Suction cups	4 x 10 ³ / ₄ "
Batteries	2 x 75 AH



Accessories

- Twin wheels for rough terrain
- Support wheels for extra stability
- Lifting fork for pallets
- Lifting hook for straps
- Forklift Adapter



Superior & Simple Operator Interface



ReachMaster, Inc
 1416 D Stonehollow Dr.
 Kingwood, TX 77339
 TF: 1-866-358-7088
 Tel: 281-358-7088
 Fax 281-359-3500
www.reachmaster.com