



# Technical Data

Specification & Capacities

## SPB209CP


S.N: \_\_\_\_\_



7,6kW/10,4Hp



6' 03" – 20' 00"



2178lb



B30.5

[ft] [lb]





Via Campardone, 1  
31014 Colle Umberto – Italy  
Tel. +39 0438 1710083  
Mail: [info@jekko.it](mailto:info@jekko.it)  
Web: [www.jekko.it](http://www.jekko.it)

Date	Jan. 24 <sup>th</sup> 2018
REV.	10

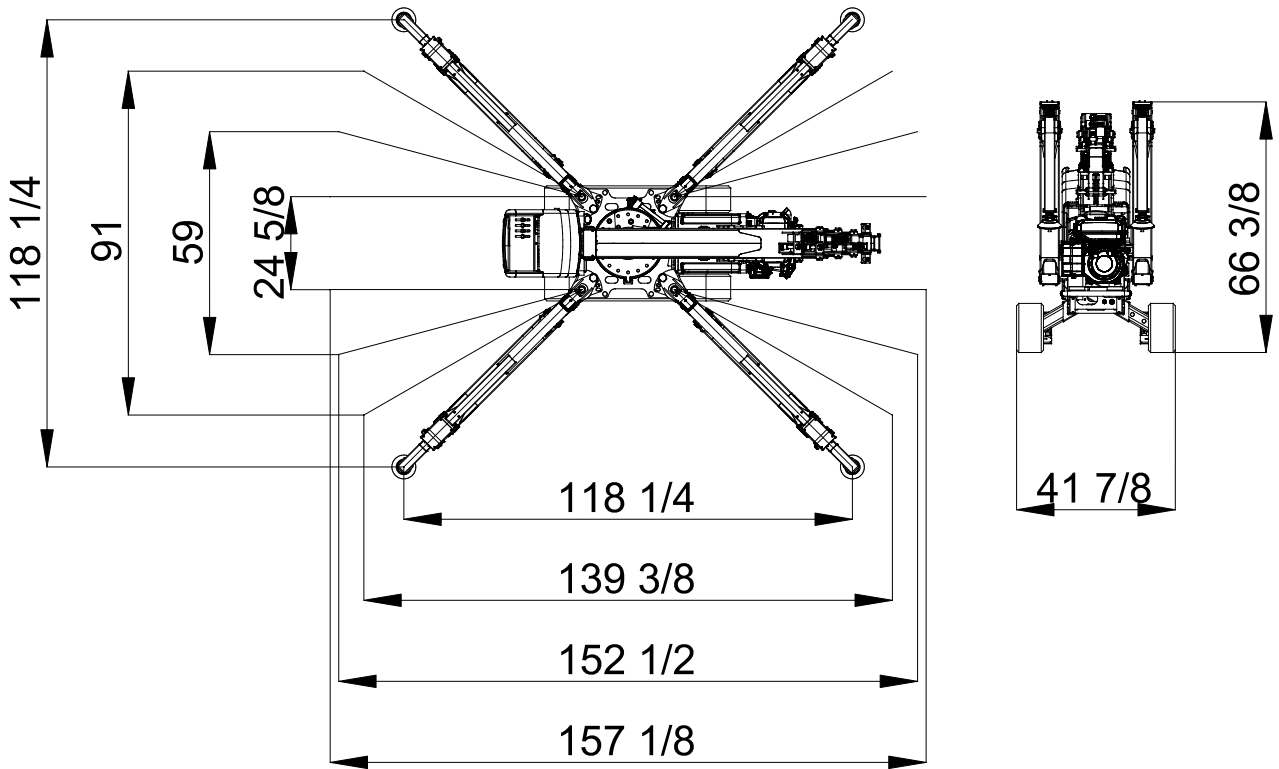
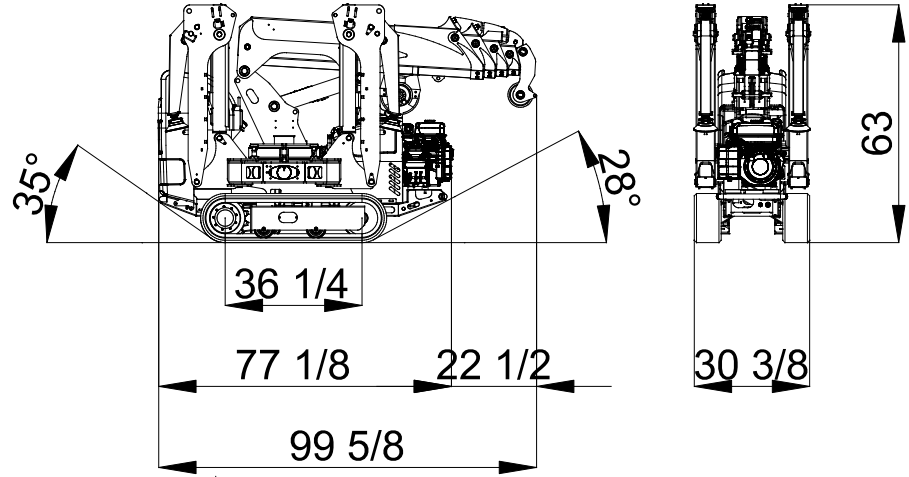









**SPB209**



# SPB209













## SPB209CP - OVERALL DIMENSIONS



		Name / version	lb <sup>1</sup>
			CP
	-	0	
	SINGLE FALL	59	
	MULTIPLE FALL	44	
	POWERPACK	99	
	800GB	55	
	OM300	37	
	WUK-01	3,3	

## WEIGHTS

- 1: Dry weight
- 2: Engine working limit
- 3: Static lifting

ENGINE		YAMAHA MZ360	
		7,6kW 10,4Hp	
		PETROL	
		gal	1,8
HYDRAULIC		ISO 6743-4:HFDU with VG46 viscosity class	
		Working temp	<158°F
		gal	5,3
MOVEMENTS		mph	CP: 1,06
		20° (36%) <sup>2</sup>	
		lb/in <sup>2</sup>	5,7
		lb	2310 <sup>3</sup>
		0°/75°	
		s	24
		280°	
		rpm	1,0
		m	6'03" - 20'
s		40	



# SPB209

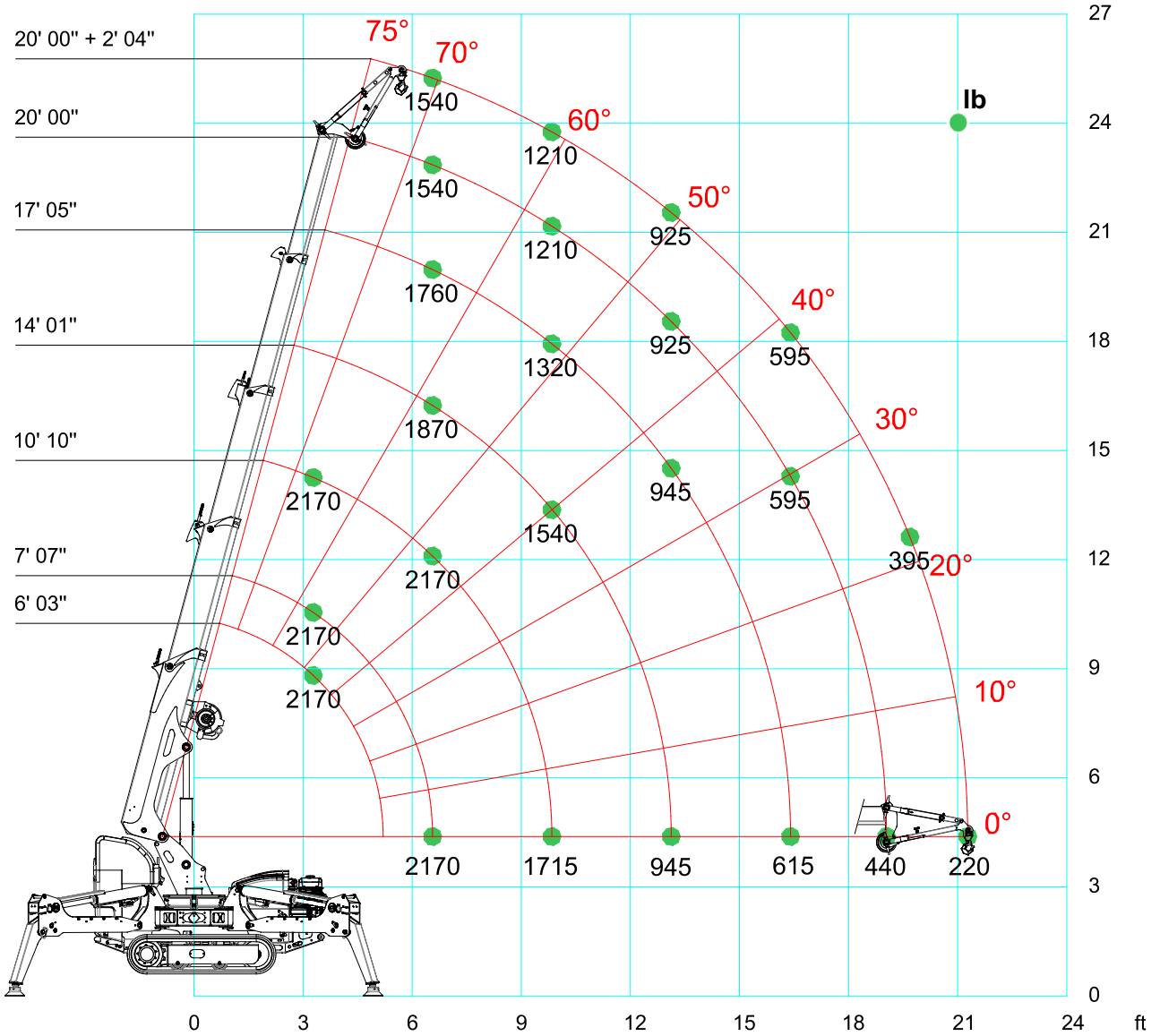
HOIST PERFORMANCE	Winch	Layer	Max line pull	Standard rope speed	Highest rope speed
			lb	ft/min	ft/min
		1	1089	40.0	84.3
		2	1012	43.6	91.9
		3	935	45.9	96.8
	4	880	49.5	104.3	
	Rope	Wire rope	Ø	Total lenght	Max load
			in	ft	lb
		A4L 19x7 right lang lay	1/4	173.9	5830
	Hook block	Load	N° of		Block type
		lb	Sheaves	Lines	
		1980	1	2	Multiple fall block
1089		-	1	Single fall block	




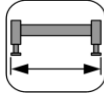
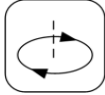

# SPB209

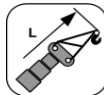
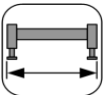
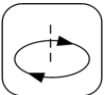


## SPB209CP + JIB800GB

100% 280° 0 lb



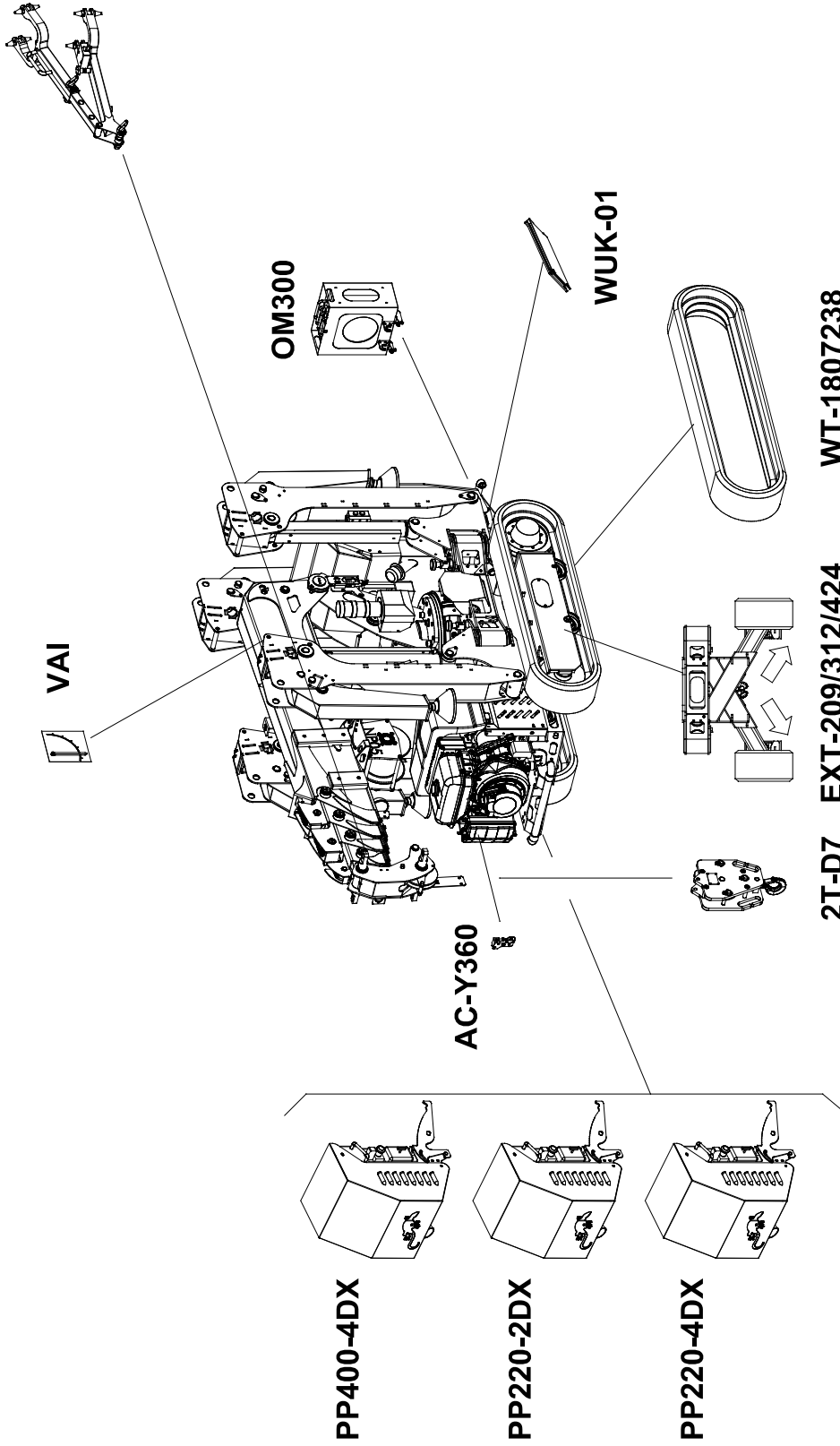


[ft] \ [lb]	 MAIN BOOM	 100%	 280°	 0 lb			
	<b>6' 03"</b>	<b>7' 07"</b>	<b>10' 10"</b>	<b>14' 01"</b>	<b>17' 05"</b>	<b>20' 00"</b>	
3' 03"	2178	2178	2178				
6' 07"	2178	2178	2178	1870	1760	1540	
9' 10"			1716	1540	1320	1210	
13' 01"				946	946	924	
16' 05"					616	594	
19' 00"						440	

[ft] \ [lb]	 JIB800GB	 100%	 280°	 0 lb	 EN			
	<b>7' 07"</b>	<b>8' 06"</b>	<b>10' 10"</b>	<b>14' 01"</b>	<b>17' 05"</b>	<b>20' 00"</b>	<b>22' 04"</b>	
3' 03"	1760	1760	1760					
6' 07"		1760	1760	1760	1760	1540	1540	
9' 10"			1716	1540	1320	1210	1210	
13' 01"				946	946	924	924	
16' 05"					616	594	594	
19' 08"						440	396	
23' 00"							220	

## ACCESSORIES

JIB800GB

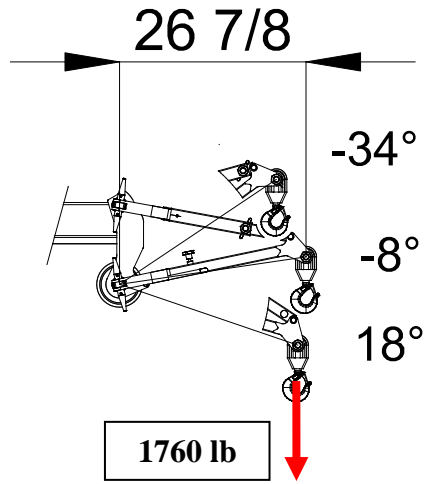


	STD	PC-01	PC-11
Boom, covers and outriggers	RAL2004	RAL____	RAL____
Chassis, frames and tanks	RAL7021	RAL7021	RAL____























































**ACCESSORIES FEATURES**

**JIB800GB**



## SYMBOLS

	Weight		Chart Wheels		Engine		Jib length and angle
	Counterweight		Minipicker		Diesel Fuel		Jib Length
	Crane		Back Wheel Point Loading		Gasoline Fuel		Jib Radius
	Travel Speed		Front wheel Point Loading		Tank		Hydraulic Jib Length
	Gradeability		Travel Speed		Battery		Hydraulic Jib Radius
	Outrigger Load		Gradeability		Power		Mechanical Jib Length
	Track Loading		Working Radius		Boom Angle		Mechanical Jib Radius
	Outriggers Setup		Hookblock		Boom Length		Manipulator Length
	Ext Tracks Width		Slewing		Boom Radius		Manipulator Radius
	Chart On Tracks		Slewing Locked		Jib Hook Radius		Maximum inclination of the machinery
	Jib on board		Without jib on board		Standard		Stabilizing bar
	Horizontal boom angle		Number of vacuum pads		Factory max. load		Building site max. load
	Powerpack		Outriggers mats		Winter warm-up kit		Hydraulic oil

### Remarks referring to load chart

- For the calculation of the load charts at least a wind speed of 30 ft/s (20mph) and regarding the load a sail area of 1m<sup>2</sup> (1.2 yd<sup>2</sup>) per metric ton load (2205 lb) and a wind resistance coefficient of 1.2 on the load have been taken into account. For lifting of loads with large sail areas and/or high wind resistance coefficients the maximum wind speed as stated in the load charts has to be
- Lifting capacities are given in kilograms.
- The weight of the hook blocks and hooks is part of the load and therefore it must be deducted from the lifting capacities.
- Working radii are measured from the slewing centre.
- The lifting capacities given for the telescopic boom apply if the folding jib is removed.
- Subject to modification of lifting capacities.



NOTES

A large, empty rectangular box with a thin black border, intended for taking notes.



DEALER



JEKKO S.r.l. via Campardone, 1 Z.I. 31014 Colle Umberto (TV) Italy  
tel. +39 0438 1710083 fax +39 0438 1710123  
[www.jekko.it](http://www.jekko.it) - [info@jekko.it](mailto:info@jekko.it)