



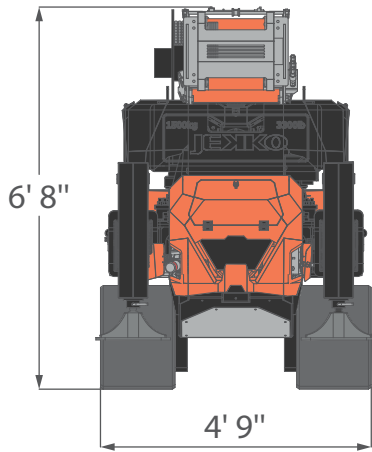
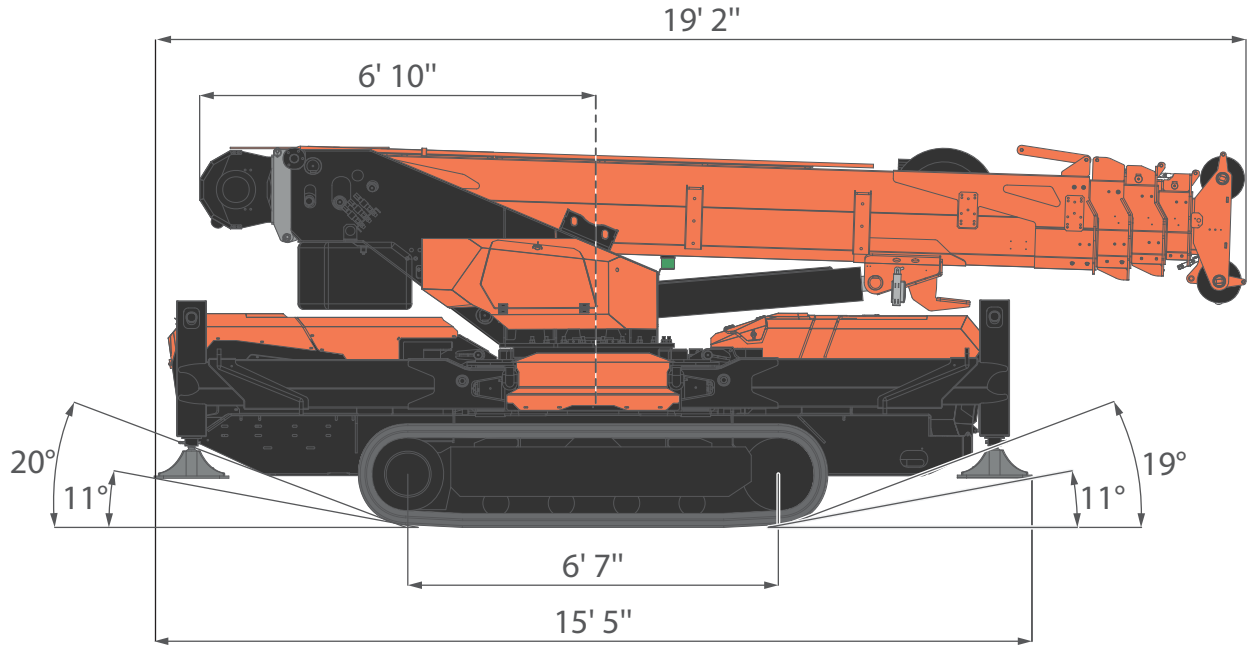
Technical Data

Specification & Capacities

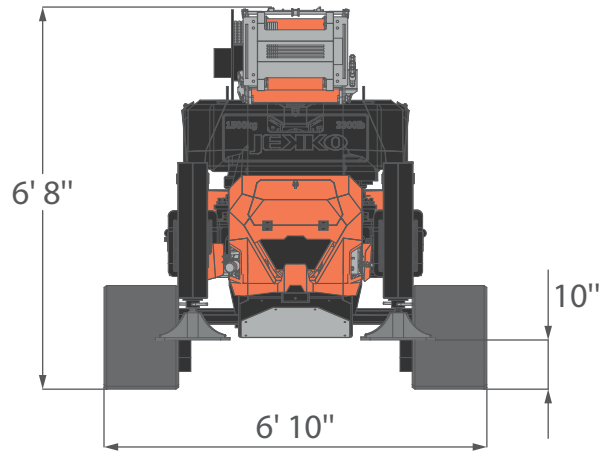
SPX1280

OVERALL DIMENSIONS

SPX1280CDH

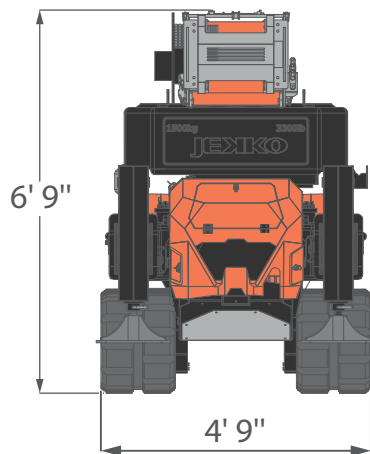
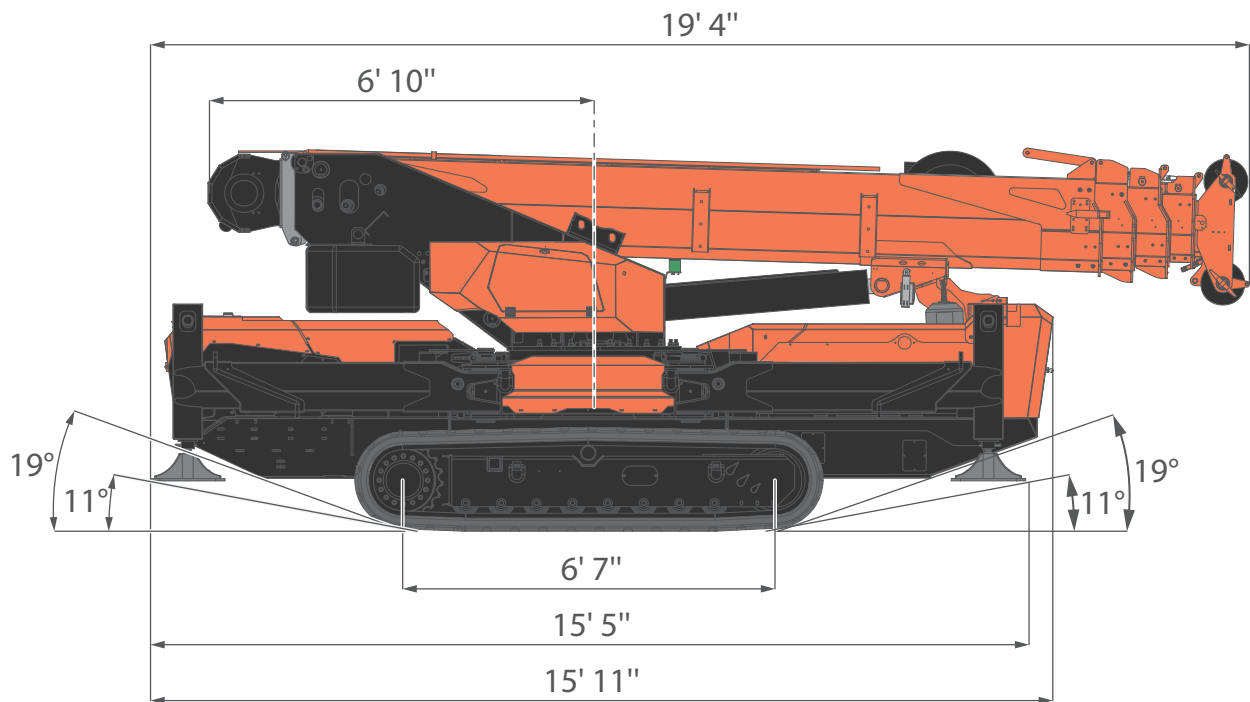


**CLOSED
TRACKS**

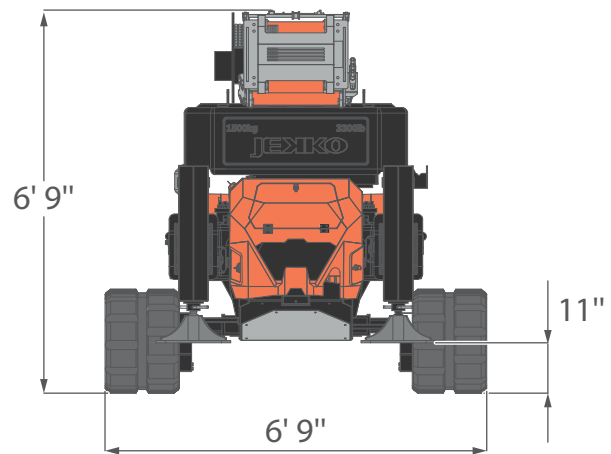


**EXTENDED
TRACKS**

OVERALL DIMENSIONS SPX1280CL3

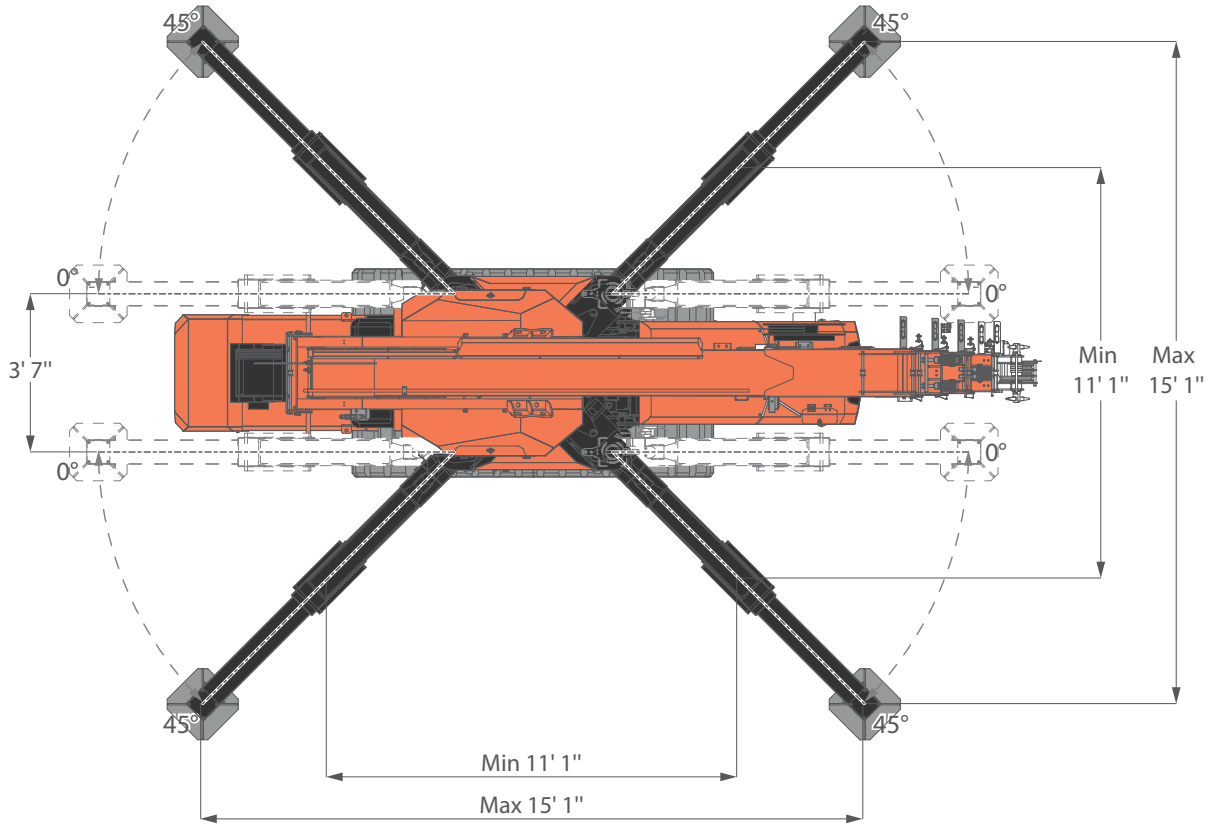


**CLOSED
TRACKS**

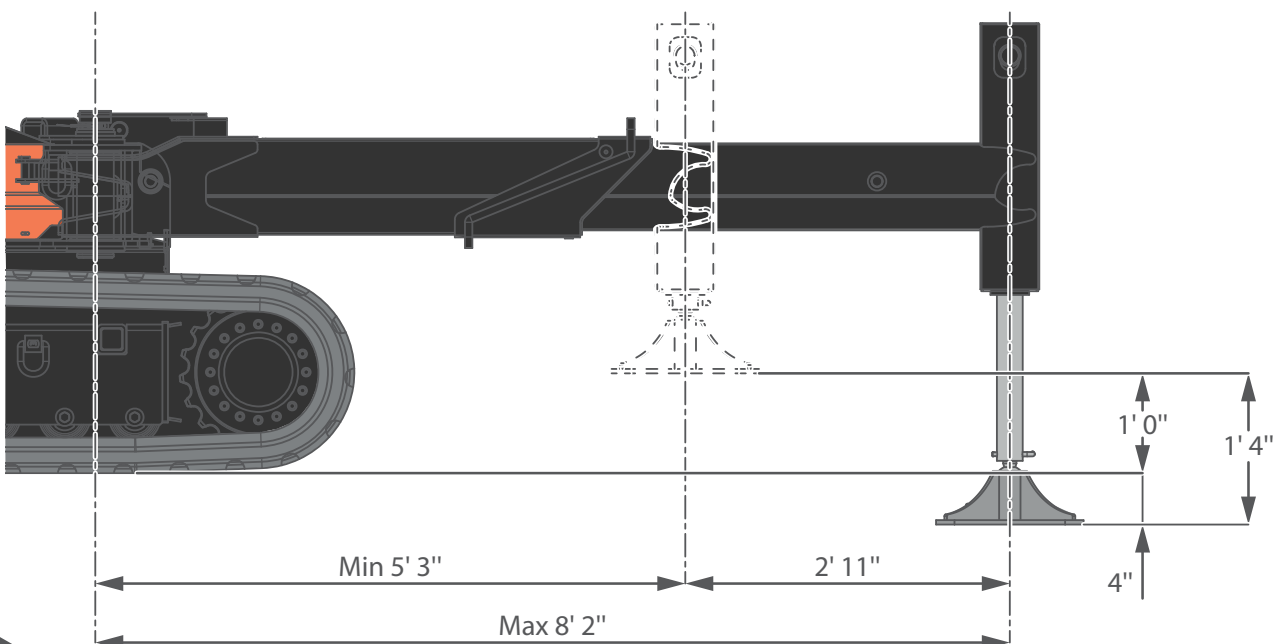


**EXTENDED
TRACKS**



OVERALL DIMENSIONS STABILITY DIMENSIONS




OVERALL DIMENSIONS



OVERALL INFORMATIONS

		NAME	DESCRIPTION	U.M	VALUE
CRANE INFO		OVERALL DIMENSIONS CDH	Height	ft	6' 8"
			Length		19' 2"
			Width		4' 9"
		OVERALL DIMENSIONS CL3	Height	ft	6' 9"
			Length		19' 4"
			Width		4' 9"
		BOOM	Length	ft	16' 1" - 58' 1"
		SLEWING	Speed	s	40
			Angle	°	360°
		LIFTING	Speed	rpm	1
			Angle	°	0°/50°
		MAX CAPACITY		lb	17,637
		MAX OUTRIGGER BEARING LOAD	CDH	lb	14,991 [‡]
			CL3		16,535 [‡]
		TRACK LOAD	CDH	lb/in ²	10.24
CL3			11.23		
	Travel Speed		mph	0.8/1,7	
	Gradeability		°	20°(36%) [‡]	
	Working Temperature		°C	-20°/+40°	
	Lifting Class (UNI 4301-1)			A1	




WEIGHTS		CRANE	CDH	lb	15,653*
			CL3		17,416*
		COUNTERWEIGHT	All	lb	3,307
		HOOKBLOCK	Overhaul ball	lb	93
			3.2T-D10		77
			8.5T-D10		243



*: Dry weight


‡: Engine working limit

‡: Static lifting



OVERALL INFORMATION

ACCESSORIES		JIB	3502GX	lb	154
			1502.1FL	lb	584
			1502.3HX	lb	1,488
		HYDRAULIC ACTIVATION	HA - SPX1280	lb	88
		WINTER KIT	WUK-04	lb	7
		POWERPACK	3-Phase Powerpack	lb	309

ENGINE		ENGINE CDH	Power supply	Diesel	
			Power	kW	18,5
				HP	25
	Tank capacity	gal	6.3		
		ELECTRIC CL3	Power supply	Lithium Battery	
			Voltage	V	96
Ah				400	
Power	kW	20			

HYDRAULIC SYSTEM		Working Pressure		bar	230
		Tank Capacity		gal	27.7
		OIL	Type	Biodegradable	ISO VG46
			Viscosity Grade	VG	46
		MAIN PUMP CDH	Type	Axial Piston Pump	
			Displacement	in ³ /rev	2.74
			Max Oil Flow	gal/min	25.1
		MAIN PUMP CL3	Displacement	in ³ /rev	2.3
Max Oil Flow	gal/min		17.2		

WINCH PERFORMANCE

WINCH	Layer		Max line pull	Standard rope speed 	Highest rope speed 
			lb	ft/min	ft/min
	1		4,568*	152' 3"	273' 11"
	2		4,173*	166' 4"	299' 10"
	3		3,843*	180' 9"	325' 9"
	4		3,560*	195' 3"	351' 8"
5		3,316*	209' 4"	377' 7"	
ROPE	Wire rope	Max load	Ø	Total length	
		lb	in	ft	
	19x7 right lang lay Non rotating	20,900	3/8"	410' 1"	

HOOK BLOCK	Block type	Load	N° of	
		lb	Sheaves	Lines
	Triple pulley block	17,637	3	6
16,535		2	5	
13,228		2	4	
9,921		1	3	
6,614		1	2	
Single fall block	3,307	-	1	

*: LMI limited at 3,307 lb.

†: Maximum speed and maximum lifting capacity cannot be contemporary.

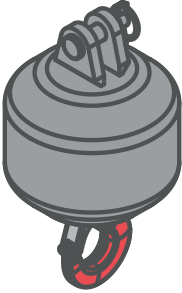
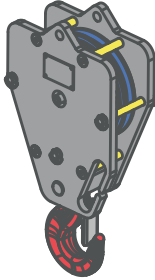
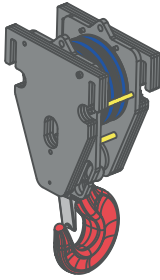


: Test made in full force/low speed mode.

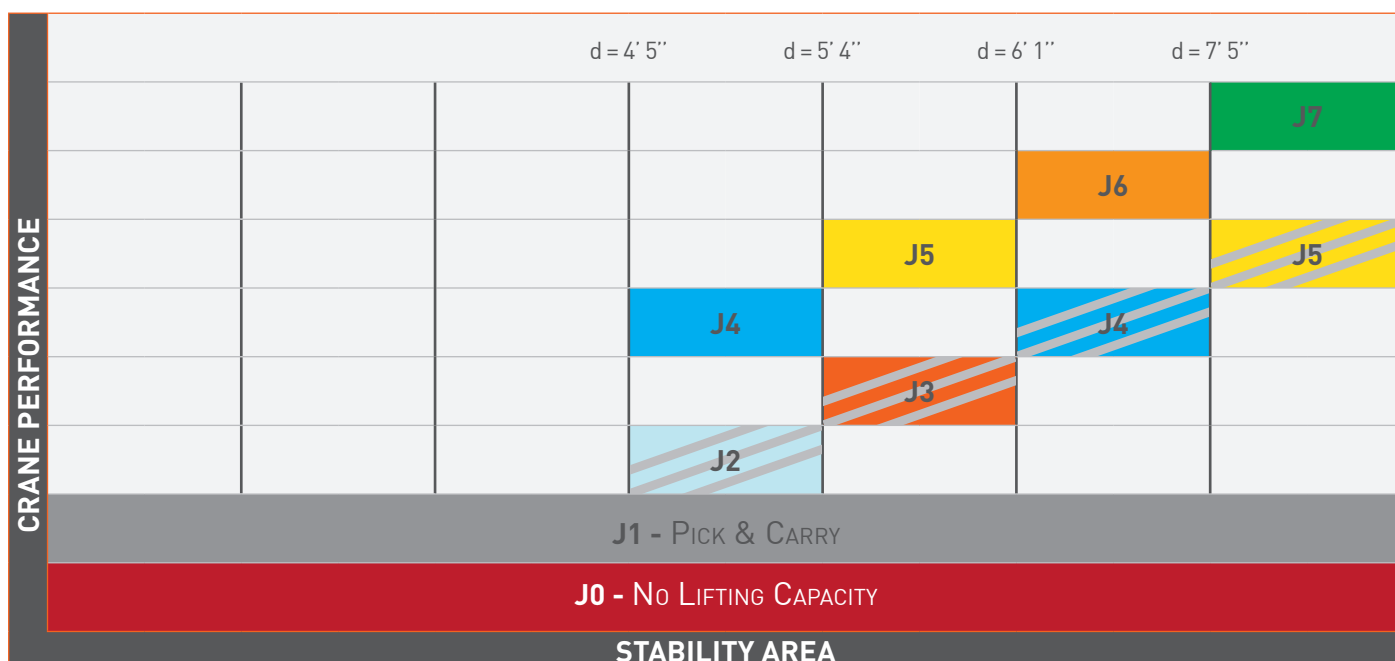


: Test made in full speed/low force mode.

PULLEY HEAD AND HOOKBLOCK

HOOK BLOCKS			
	Overhaul ball	3.2T-D10	8.5T-D10
MODEL			
MAX SWL	4,409 lb	7,055 lb	18,739 lb
NUMBER OF PULLEYS	---	1	3
NUMBER OF FALLS	1	2	2-6

CRANE PERFORMANCE

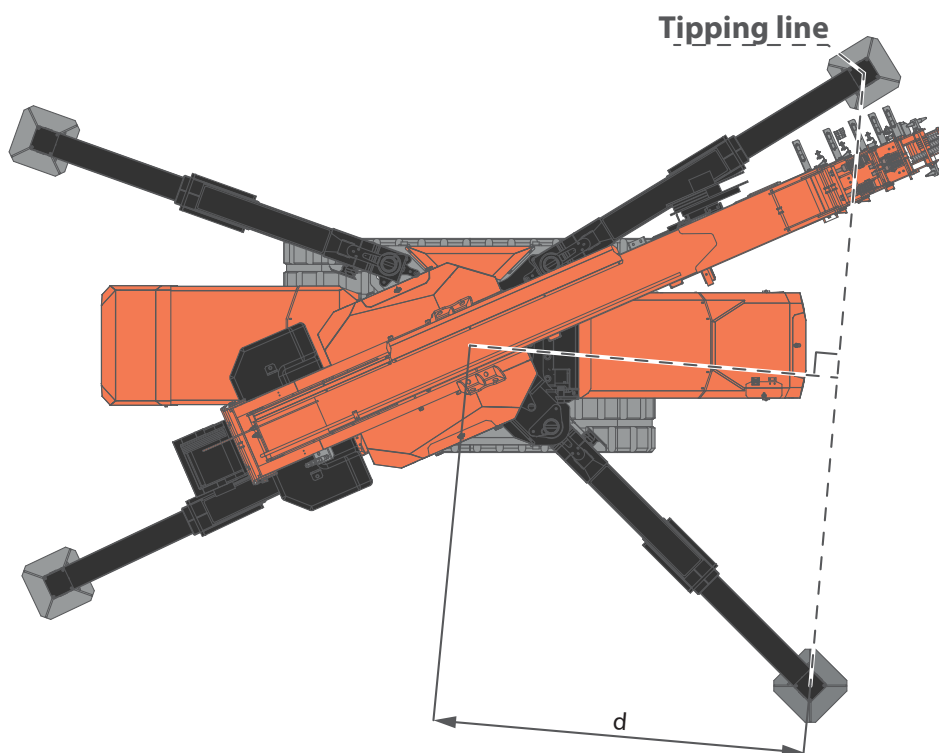


J: Stability level with J7 being the maximum and J2 the minimum, J1 is Pick&Carry only and J0 has no lifting capacity.

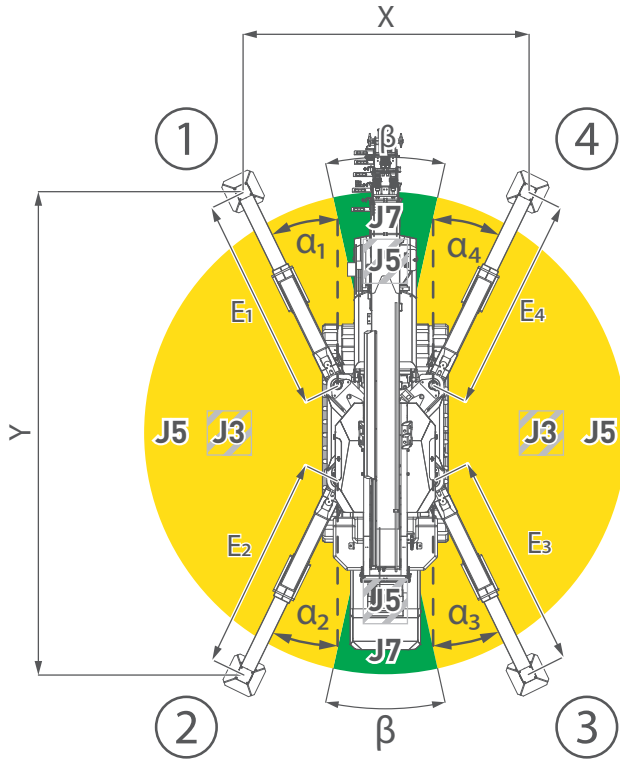
d: Perpendicular distance between the overturning line and the center of rotation.

■ Full counterweight installed ▨ No counterweight installed

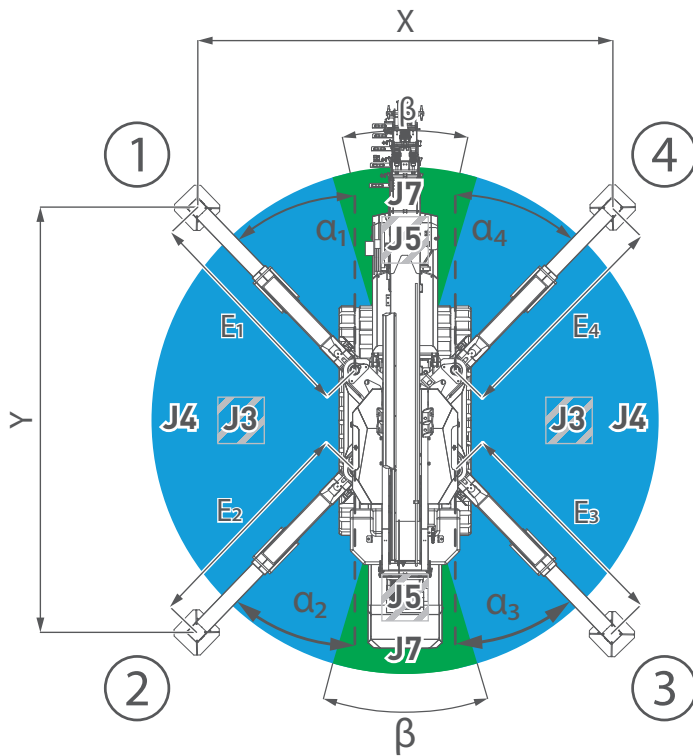
TIPPING LINE



CRANE PERFORMANCE STABILITY EXAMPLES

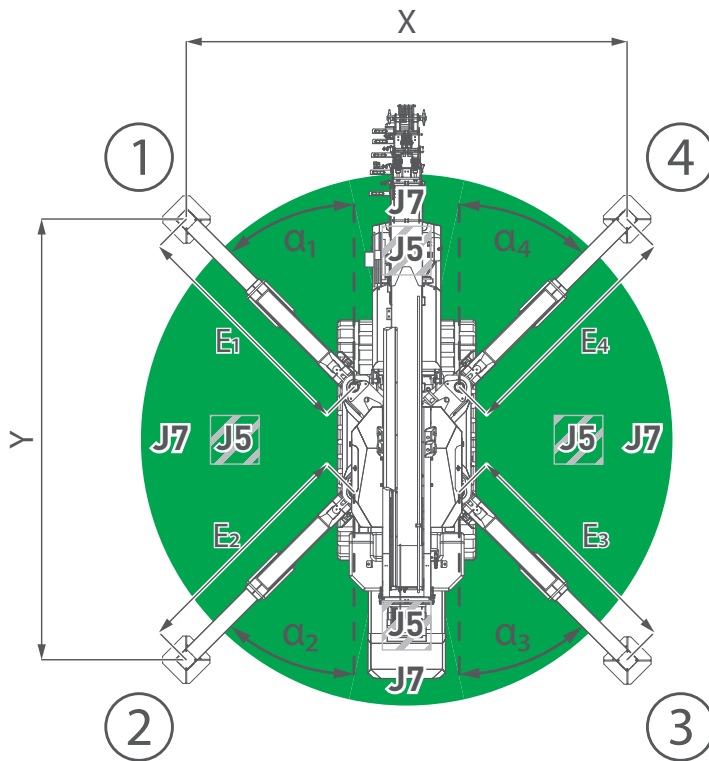


FULL SYMMETRIC STABILITY		
		Main Boom
FOOTPRINT DIMENSIONS	X	10' 10"
	Y	18' 1"
OUTRIGGERS ANGLES	α_1	26°
	α_2	26°
	α_3	26°
	α_4	26°
OUTRIGGERS EXTENSIONS	E ₁	8' 2"
	E ₂	8' 2"
	E ₃	8' 2"
	E ₄	8' 2"
J7	β	25°

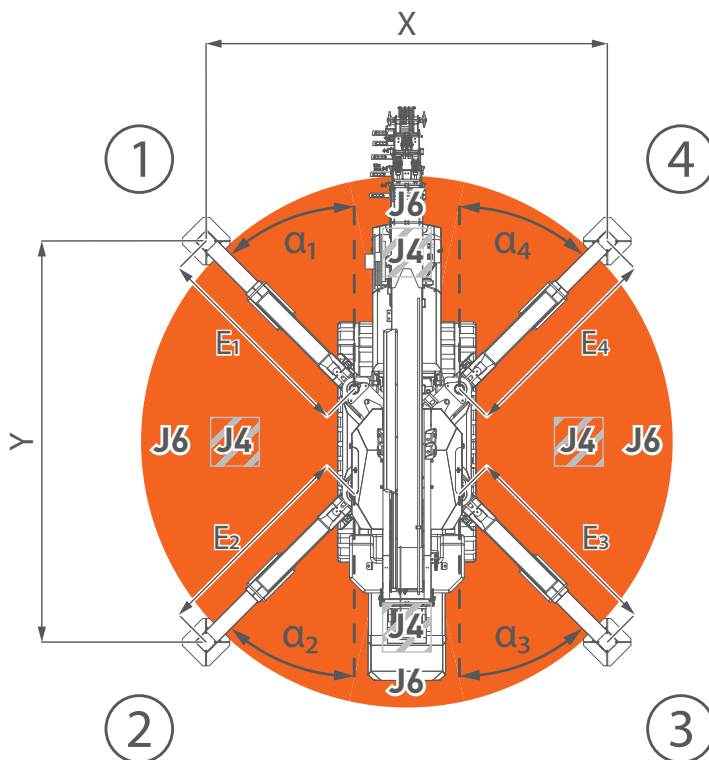


FULL SYMMETRIC STABILITY		
		with Jib H
FOOTPRINT DIMENSIONS	X	12' 2"
	Y	17' 5"
OUTRIGGERS ANGLES	α_1	32°
	α_2	32°
	α_3	32°
	α_4	32°
OUTRIGGERS EXTENSIONS	E ₁	8' 2"
	E ₂	8' 2"
	E ₃	8' 2"
	E ₄	8' 2"
J7	β	40°

CRANE PERFORMANCE STABILITY EXAMPLES

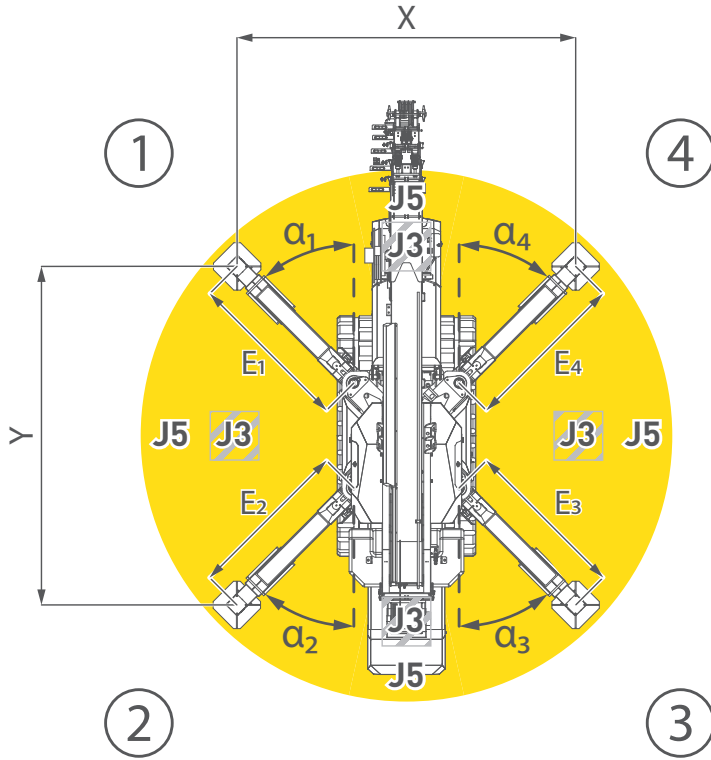


FULL SYMMETRIC STABILITY		
	Main Boom	with Jib H
FOOTPRINT DIMENSIONS	X	15' 1"
	Y	15' 1"
OUTRIGGERS ANGLES	α_1	45°
	α_2	45°
	α_3	45°
	α_4	45°
OUTRIGGERS EXTENSIONS	E ₁	8' 2"
	E ₂	8' 2"
	E ₃	8' 2"
	E ₄	8' 2"

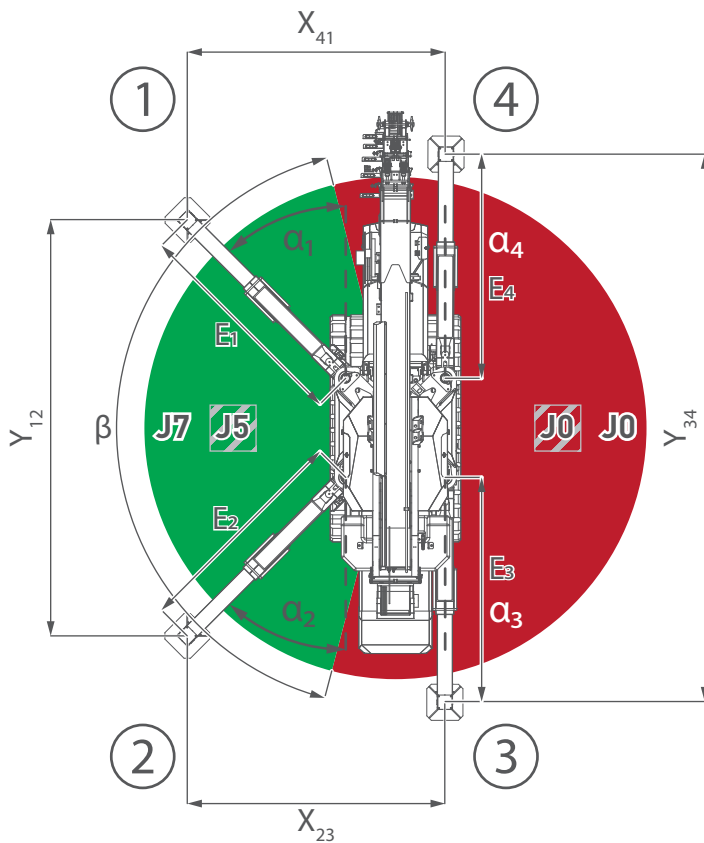


HALF SYMMETRIC STABILITY		
	Main Boom	with Jib H
FOOTPRINT DIMENSIONS	X	13' 1"
	Y	13' 1"
OUTRIGGERS ANGLES	α_1	45°
	α_2	45°
	α_3	45°
	α_4	45°
OUTRIGGERS EXTENSIONS	E ₁	6' 7"
	E ₂	6' 7"
	E ₃	6' 7"
	E ₄	6' 7"

CRANE PERFORMANCE STABILITY EXAMPLES

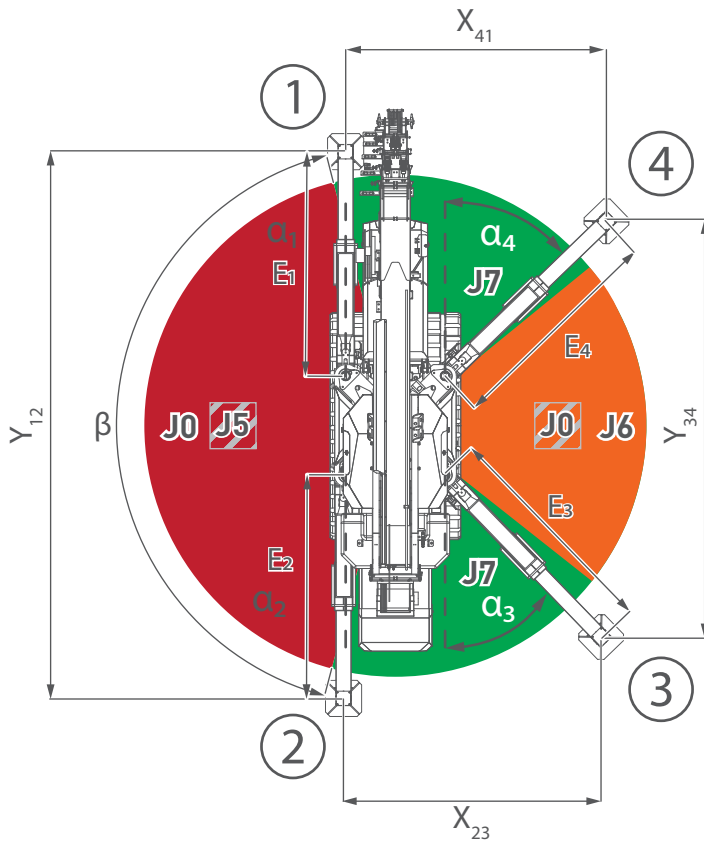


MINIMUM SYMMETRIC STABILITY			
FOOTPRINT DIMENSIONS		with Jib H	
	X	11' 2"	
Y	11' 2"		
OUTRIGGERS ANGLES	α_1	45°	
	α_2	45°	
	α_3	45°	
	α_4	45°	
OUTRIGGERS EXTENSIONS	E ₁	5' 3"	
	E ₂	5' 3"	
	E ₃	5' 3"	
	E ₄	5' 3"	



ASYMMETRIC STABILITY ON SIDE			
FOOTPRINT DIMENSIONS		with Jib H	
	X ₄₁	9' 6"	
Y ₁₂	15' 5"		
X ₂₃	9' 6"		
Y ₃₄	19' 8"		
OUTRIGGERS ANGLES	α_1	44°	
	α_2	44°	
	α_3	0°	
	α_4	0°	
OUTRIGGERS EXTENSIONS	E ₁	8' 2"	
	E ₂	8' 2"	
	E ₃	8' 2"	
	E ₄	8' 2"	
J7	β	151°	


CRANE PERFORMANCE STABILITY EXAMPLES



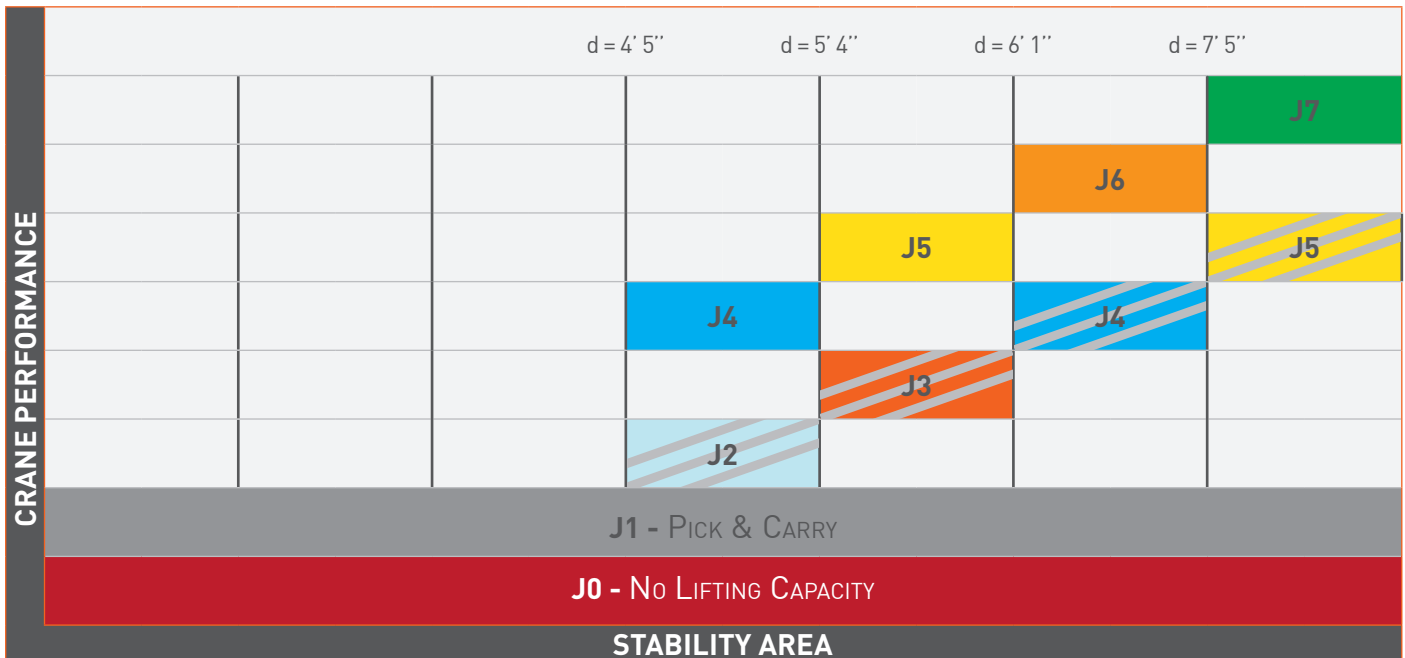
ASYMMETRIC STABILITY ON SIDE		
with Jib H		
FOOTPRINT DIMENSIONS	X_{41}	8' 6"
	Y_{12}	19' 8"
	X_{23}	8' 6"
	Y_{34}	15' 1"
OUTRIGGERS ANGLES	α_1	44°
	α_2	44°
	α_3	0°
	α_4	0°
OUTRIGGERS EXTENSIONS	E_1	8' 2"
	E_2	8' 2"
	E_3	8' 2"
	E_4	8' 2"
J7	β	41°

SPX1280

SPX1280 - MAIN BOOM



SPX1280 - MAIN BOOM



CRANE PERFORMANCE: J7												
L →	16' 1"	18' 1"	21' 4"	24' 7"	27' 11"	31' 2"	34' 5"	37' 9"	41' 0"	47' 7"	54' 2"	58' 1"
3' 3"	17600	14300	11000	9240	7700	7040						
6' 7"	17600	14300	11000	9240	7480	7040	6600	6160	5830	5060		
9' 10"	13200	12320	11000	8800	7260	6600	6160	5720	5500	5060	3960	3740
13' 1"	13030	10560	9460	8800	7040	6380	5940	5720	5280	5060	3960	3740
16' 5"			8800	7260	6820	3160	5720	5500	5060	4620	3740	3300
19' 8"				6820	5940	5720	5280	5060	4620	3960	3520	3080
23' 0"					5280	5060	4840	4620	4400	3740	3080	2860
26' 3"						4400	4180	3960	3850	3300	2860	2640
29' 6"							3740	3520	3190	2860	2420	2200
32' 10"								3300	2970	2640	2200	1980
36' 1"									2750	2420	1760	1760
42' 8"										1980	1540	1540
49' 3"											1540	1320
53' 2"												1320
↑R	[lb]											

LC1280_V204_0720_BP_FUNE_J7

SPX1280 - MAIN BOOM


CRANE PERFORMANCE: J6												
L →	16' 1"	18' 1"	21' 4"	24' 7"	27' 11"	31' 2"	34' 5"	37' 9"	41' 0"	47' 7"	54' 2"	58' 1"
3' 3"	17600	14300	11000	9240	7700	7040						
6' 7"	17600	14300	11000	9240	7480	7040	6600	6160	5830	5060		
9' 10"	13200	12320	11000	8800	7260	6600	6160	5500	5060	4840	3740	3410
13' 1"	11905	9790	9020	8470	6600	6050	5720	5390	4840	4620	3520	3190
16' 5"			7960	7040	6600	5940	5500	5280	4840	4400	3520	3080
19' 8"				5540	5456	5320	5060	4840	4400	3740	3340	2880
23' 0"					4180	4110	4070	3960	3700	3480	2950	2640
26' 3"						3340	3300	3190	3150	3010	2730	2420
29' 6"							2640	2550	2490	2490	2200	2110
32' 10"								2240	2200	1960	1870	1760
36' 1"									1980	1935	1605	1540
42' 8"										1410	1365	1320
49' 3"											1100	1100
53' 2"												880
↑R	[lb]											

LC1280_V204_0720_BP_FUNE_J6


CRANE PERFORMANCE: J5												
L →	16' 1"	18' 1"	21' 4"	24' 7"	27' 11"	31' 2"	34' 5"	37' 9"	41' 0"	47' 7"	54' 2"	58' 1"
3' 3"	17600	14300	11000	9240	7700	7040						
6' 7"	17600	14300	11000	9240	7480	7040	6600	6160	5830	5060		
9' 10"	13200	12320	11000	8800	7260	6600	6160	5500	5060	4840	3740	3410
13' 1"	10141	9790	9020	8470	6600	6050	5720	5390	4840	4620	3520	3190
16' 5"			6380	6380	6160	5940	5500	5280	4840	4400	3520	3080
19' 8"				4400	4400	4400	4400	4400	4400	3740	3340	2880
23' 0"					3300	3300	3190	3190	3080	3080	2950	2640
26' 3"						2680	2680	2640	2640	2530	2530	2420
29' 6"							2240	2240	2240	2240	2200	2110
32' 10"								1825	1825	1825	1825	1760
36' 1"									1540	1540	1540	1540
42' 8"										1120	1120	1120
49' 3"											815	815
53' 2"												660
↑R	[lb]											

LC1280_V204_0720_BP_FUNE_J5

SPX1280 - MAIN BOOM

		CRANE PERFORMANCE: J4											
		L →	16' 1"	18' 1"	21' 4"	24' 7"	27' 11"	31' 2"	34' 5"	37' 9"	41' 0"	47' 7"	54' 2"
3' 3"		17637	14330	11023	9259	7716	7055						
6' 7"		17637	14330	11023	8818	7275	6173	5732	5071	4409	3968		
9' 10"		11640	11023	10141	8333	6945	6173	5512	5071	4409	3968	3197	2646
13' 1"		6945	6834	6305	6085	5291	5115	4409	3968	3638	3197	2866	2315
16' 5"				4277	4189	4057	3924	3748	3527	3307	2866	2425	1984
19' 8"					2822	2712	2668	2668	2668	2425	2205	1984	1631
23' 0"						2028	1984	1984	1984	1940	1852	1764	1543
26' 3"							1653	1631	1631	1587	1543	1543	1499
29' 6"								1213	1146	1102	1058	992	992
32' 10"									926	882	838	794	750
36' 1"										772	705	661	617
42' 8"											397	331	331
↑R	[ton]												

LC1280_V204_0720_BP_FUNE_J4

		CRANE PERFORMANCE: J3											
		L →	16' 1"	18' 1"	21' 4"	24' 7"	27' 11"	31' 2"	34' 5"	37' 9"	41' 0"	47' 7"	54' 2"
3' 3"		17600	14300	11000	9240	7700	7040						
6' 7"		15400	12100	9240	7700	6600	5720	4840	4400	3520	3190		
9' 10"		11440	10560	8800	7260	6600	4620	4070	3960	3300	3080	2860	2200
13' 1"			6160	5500	5280	4620	4180	3960	3740	3190	2970	2420	1760
16' 5"				3810	3810	3810	3740	3630	3190	2815	2640	1980	1430
19' 8"					2510	2510	2510	2510	2510	2420	2200	1650	1100
23' 0"						1850	1850	1850	1850	1850	1760	1540	990
26' 3"							1410	1365	1365	1365	1320	1320	925
29' 6"								1100	1055	1055	1010	990	835
32' 10"									770	770	770	770	660
36' 1"										550	550	550	550
↑R	[lb]												

LC1280_V204_0720_BP_FUNE_J3

SPX1280 - MAIN BOOM

		CRANE PERFORMANCE: J2										
L →	16' 1"	18' 1"	21' 4"	24' 7"	27' 11"	31' 2"	34' 5"	37' 9"	41' 0"	47' 7"	54' 2"	58' 1"
3' 3"	17600	9240	7700	7040	6600	5500						
6' 7"	11000	8800	6600	6160	5280	4840	4400	3520	2420	2200		
9' 10"	6600	6160	5720	4400	3960	3520	2860	2640	2200	1980	1870	1760
13' 1"		3300	3190	2860	2640	2530	2420	2200	1980	1870	1760	1540
16' 5"			2200	2090	1980	1980	1890	1850	1760	1650	1320	1100
19' 8"				770	705	705	660	660	660	615	595	550
23' 0"					440	395	395	350	350	330	330	310
26' 3"						330	310	285	285	265	265	220
↑R	[lb]											


LC1280_V204_0720_BP_FUNE_J2

		CRANE PERFORMANCE: J1 (Pick & Carry)				
L →	16' 1"	18' 1"	20' 0"	22' 4"	24' 7"	
6' 7"	4400	4400	4400	2200	1100	
9' 10"	3300	3300	2860	1650	990	
13' 1"		1980	1430	1210	770	
15' 1"			1100	770	440	
17' 5"				660	440	
19' 8"					330	
↑R	[lb]					

LC1280_V204_0720_BP_FUNE_J1

SPX1280 - JIB3502GX

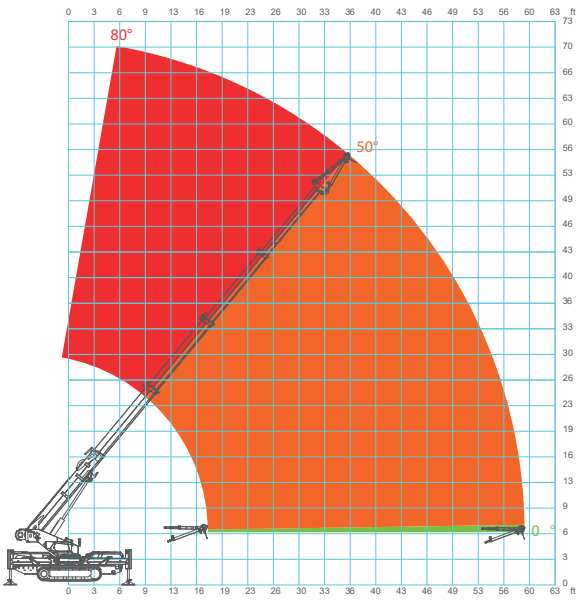
J7



Limits:

- • • • • 25°: max angle with jib in 33° hook configuration.
- • — • — 50°: max angle with jib in 7° hook configuration.
- ✦ ✦ ✦ ✦ 80°: max angle with jib in -21° hook configuration.

SPX1280

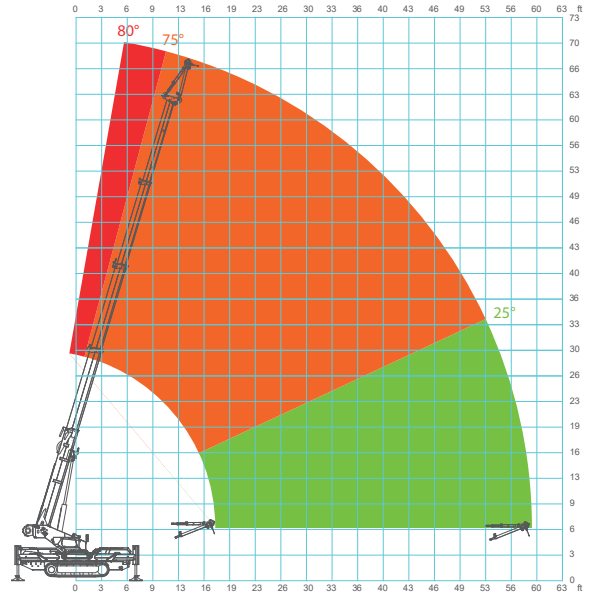


-33°

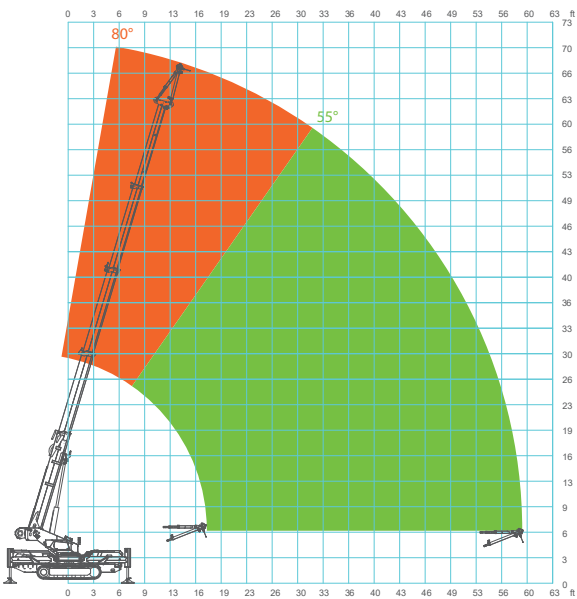
Movement capabilities:

- up to double fall area
- single fall area
- restricted area

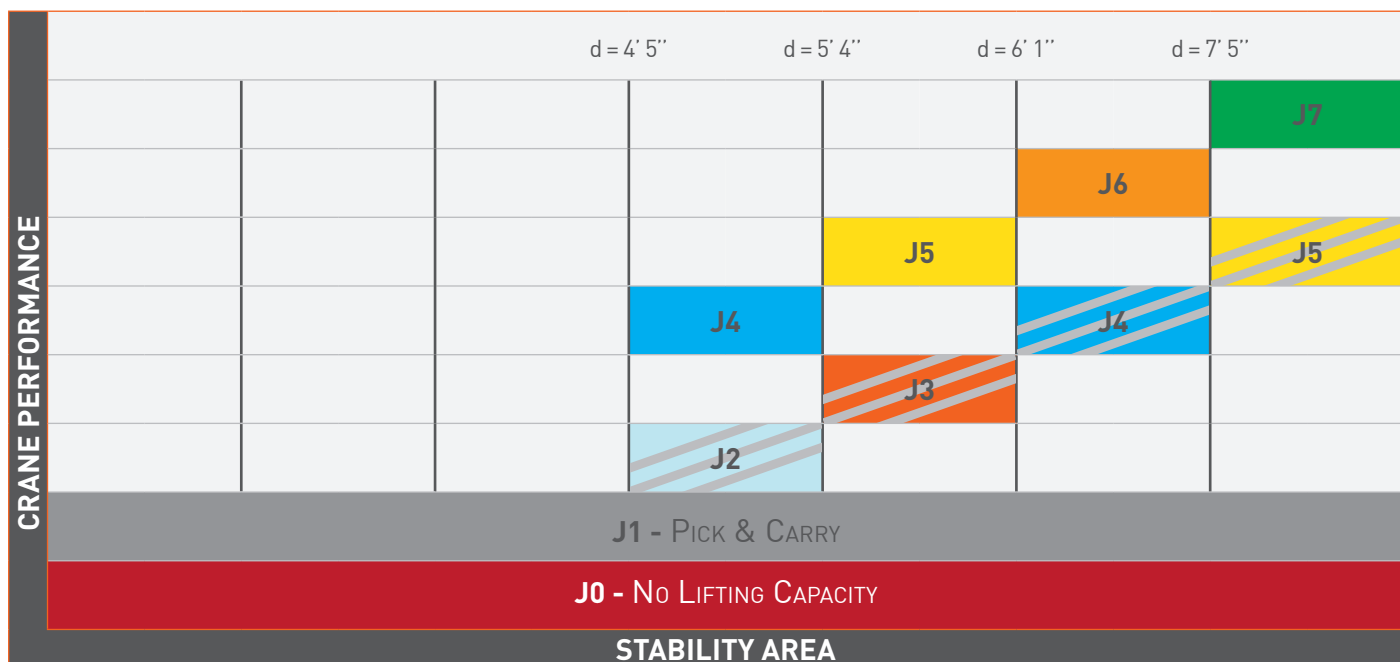
-7°



-22°



SPX1280 - JIB3502GX



Full counterweight installed
 No counterweight installed

		CRANE PERFORMANCE: J7							
L →	→	16' 1"	19' 8"	26' 3"	32' 10"	39' 4"	45' 11"	52' 6"	58' 1"
	L+L _J →	20' 8"	24' 3"	30' 10"	37' 5"	44' 0"	50' 6"	57' 1"	62' 8"
3' 3"		7700	7700	6600	5940				
6' 7"		7700	7700	6380	5720	5060	4290	3960	3520
9' 10"		7700	7700	6380	5720	4840	4180	3740	3520
13' 1"		7700	7480	6160	5500	4730	3960	3520	3300
16' 5"		7700	7040	5720	5170	4620	3740	3300	3080
19' 8"			6160	5280	4840	4400	3520	3080	2860
26' 3"				4180	3740	3300	2860	2420	2200
32' 10"					3080	2640	2200	1760	1650
39' 4"						2200	1760	1540	1430
45' 11"							1540	1320	1320
52' 6"								1100	990
57' 9"									880
↑R	[lb]								

LC1280_V204_0720_RUNNER3500_J7

SPX1280 - JIB3502GX



		CRANE PERFORMANCE: J6							
		[lb]							
L →	16' 1"	19' 8"	26' 3"	32' 10"	39' 4"	45' 11"	52' 6"	58' 1"	
L+L _J →	20' 8"	24' 3"	30' 10"	37' 5"	44' 0"	50' 6"	57' 1"	62' 8"	
3' 3"	7700	7700	6600	5950					
6' 7"	7700	7700	6380	5720	5060	3960	3300	2860	
9' 10"	7700	7700	6380	5280	4400	3740	3080	2860	
13' 1"	7700	7480	6160	4840	4180	3520	2860	2640	
16' 5"	7040	6600	5060	4400	3960	3300	2860	2420	
19' 8"		4400	4180	3960	3520	3080	2640	2200	
26' 3"			2860	2860	2640	2200	1980	1650	
32' 10"				2200	2200	1980	1540	1320	
39' 4"					1320	1320	1320	1100	
45' 11"						990	990	990	
52' 6"							660	660	
57' 9"								550	
↑R	[lb]								

LC1280_V204_0720_RUNNER3500_J6



		CRANE PERFORMANCE: J5							
		[lb]							
L →	16' 1"	19' 8"	26' 3"	32' 10"	39' 4"	45' 11"	52' 6"	58' 1"	
L+L _J →	20' 8"	24' 3"	30' 10"	37' 5"	44' 0"	50' 6"	57' 1"	62' 8"	
3' 3"	7700	7700	6600	5940					
6' 7"	7700	7700	6380	5720	4620	3520	2860	2640	
9' 10"	7700	7700	6380	5280	4400	3410	2750	2420	
13' 1"	7480	6600	5280	4400	4180	3080	2640	2200	
16' 5"	5500	4400	4180	4070	3960	2860	2420	1980	
19' 8"		3960	3520	3080	2860	2640	2200	1760	
26' 3"			2420	2200	2200	1870	1760	1650	
32' 10"				1540	1540	1495	1430	1320	
39' 4"					1100	1100	1100	1100	
45' 11"						770	770	770	
52' 6"							550	550	
57' 9"								395	
↑R	[lb]								

LC1280_V100_0719_RUNNER3500_J5

SPX1280 - JIB3502GX

 		CRANE PERFORMANCE: J4							
L →	16' 1"	19' 8"	26' 3"	32' 10"	39' 4"	45' 11"	52' 6"	58' 1"	
L+L _J →	20' 8"	24' 3"	30' 10"	37' 5"	44' 0"	50' 6"	57' 1"	62' 8"	
3' 3"	7700	7040	5500	4620					
6' 7"	7040	7040	4620	4400	3520	2860	2200	1760	
9' 10"	3960	3520	3300	3080	2640	2420	1870	1540	
13' 1"	3740	3520	3080	2750	2200	1980	1540	1320	
16' 5"	3520	3520	2860	2640	2090	1870	1320	1100	
19' 8"		2200	1980	1760	1540	1100	880	770	
26' 3"			1430	1320	1210	880	770	550	
32' 10"				770	705	660	530	440	
39' 4"					550	440	440	330	
45' 11"						265	265	265	
↑R	[lb]								

LC1280_V204_0720_RUNNER3500_J4

 		CRANE PERFORMANCE: J3							
L →	16' 1"	19' 8"	26' 3"	32' 10"	39' 4"	45' 11"	52' 6"	58' 1"	
L+L _J →	20' 8"	24' 3"	30' 10"	37' 5"	44' 0"	50' 6"	57' 1"	62' 8"	
3' 3"	7700	6600	4400	3520					
6' 7"	4400	3080	2860	2640	2200	1760	1540	1100	
9' 10"	2640	2420	1980	1760	1760	1540	1320	990	
13' 1"	2200	2200	1760	1540	1540	1320	1100	880	
16' 5"	1760	1760	1540	1320	1320	1100	880	660	
19' 8"		1100	1100	880	880	880	660	440	
26' 3"			770	660	660	550	440	330	
32' 10"				330	330	265	220	220	
↑R	[lb]								

LC1280_V204_0720_RUNNER3500_J3

SPX1280 - JIB3502GX

		CRANE PERFORMANCE: J2							
L →		16' 1"	19' 8"	26' 3"	32' 10"	39' 4"	45' 11"	52' 6"	58' 1"
L+L _J →		20' 8"	24' 3"	30' 10"	37' 5"	44' 0"	50' 6"	57' 1"	62' 8"
3' 3"		4400	3520	2200	1760				
6' 7"		2200	2200	1760	1540	1100	1100	880	770
9' 10"		1760	1320	1100	1100	880	770	660	440
13' 1"		1320	880	880	880	660	660	440	330
16' 5"		880	880	660	660	550	440	330	220
19' 8"			660	530	440	440	330	220	220
26' 3"				440	440	440	330	220	220
↑R	[lb]								

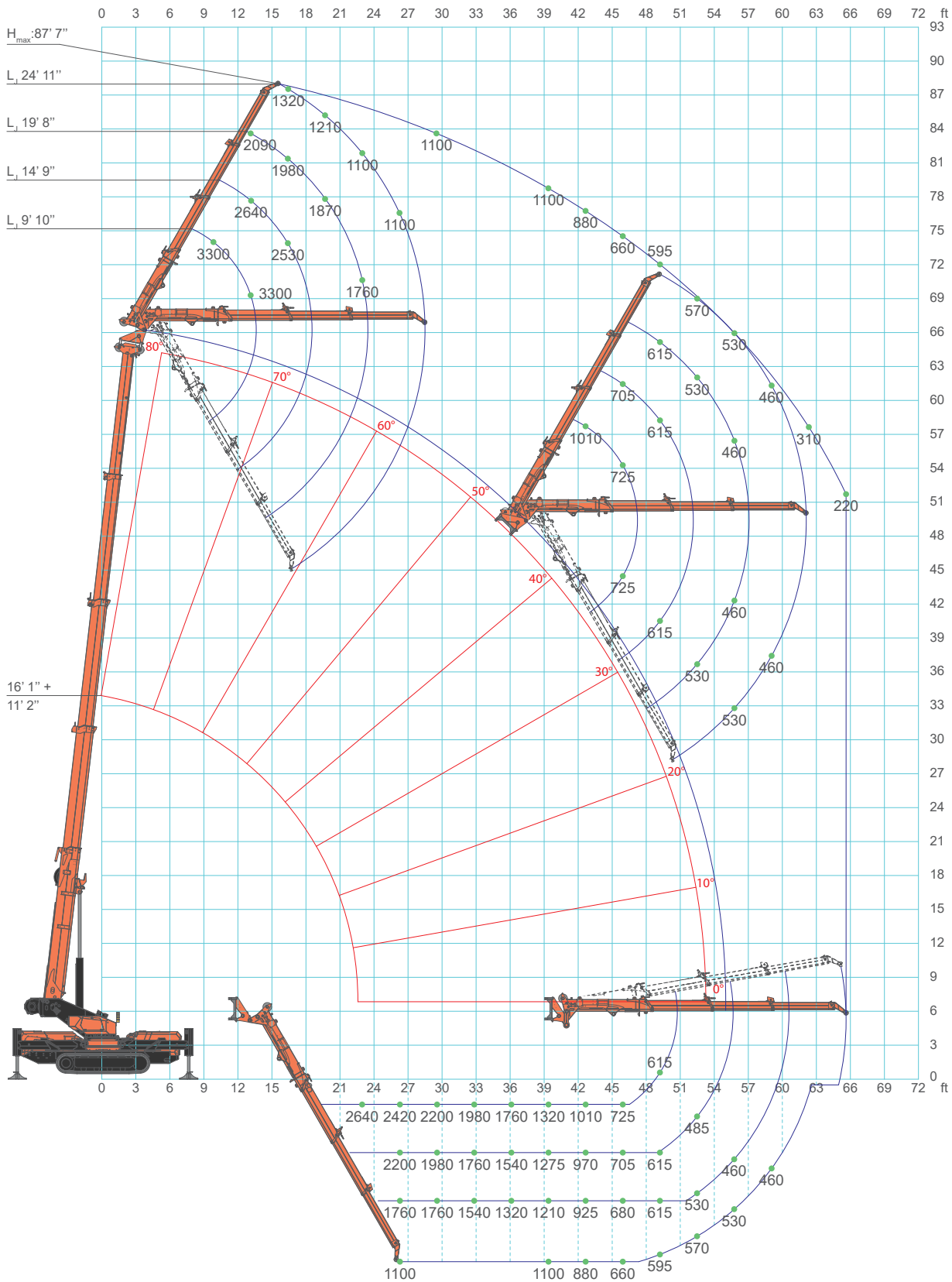
LC1280_V100_0719_RUNNER3500_J2

		CRANE PERFORMANCE: J1 (Pick & Carry)		
L →		15' 9"	17' 5"	20' 0"
6' 7"		4400	2200	1100
9' 10"		2860	1650	990
13' 1"		1430	1210	770
15' 1"		1100	770	440
17' 5"			660	440
19' 8"				330
↑R	[lb]			

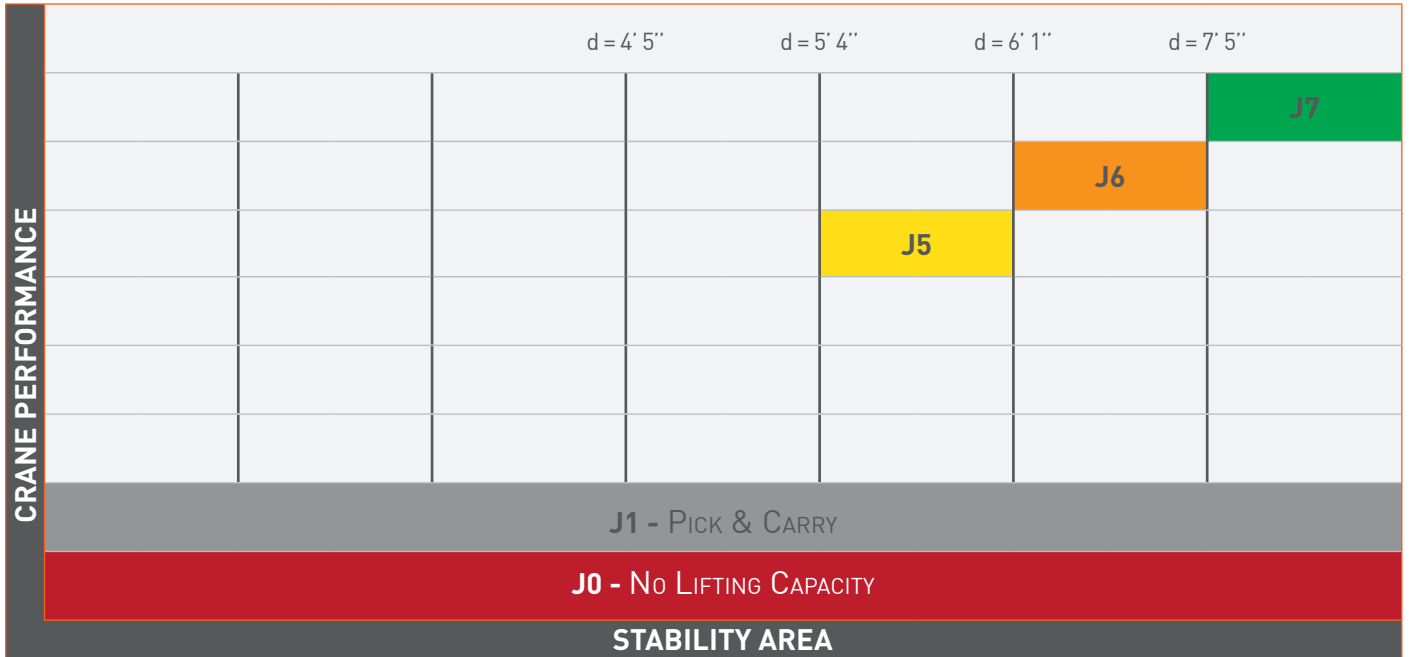
LC1280_V204_0720_RUNNER3500_J1

SPX1280 - JIB1502.3HX

J7



SPX1280 - JIB1502.3HX





Full counterweight installed
 No counterweight installed



SPX1280 - JIB1502.3HX

		CRANE PERFORMANCE: J7			
L _j →	9' 10"	14' 9"	19' 8"	24' 7"	
13' 1"	3300				
16' 5"	3080	2530			
19' 8"	2860	2420	1870	1210	
23' 0"	2640	2310	1760	1100	
26' 3"	2420	2200	1760	1100	
29' 6"	2200	1980	1760	1100	
32' 10"	1980	1760	1540	1100	
36' 1"	1760	1540	1320	1100	
39' 4"	1320	1275	1210	1100	
42' 8"	1010	970	925	880	
45' 11"	725	705	680	660	
49' 3"	615	615	605	595	
52' 6"	440	485	530	570	
55' 9"	265	395	460	530	
59' 1"		240	375	460	
62' 4"			240	310	
65' 7"				220	
↑R	[lb]	LC1280_V204_0720_JIB1500_GANCIO_J7			

SPX1280 - JIB1502.3HX

		CRANE PERFORMANCE: J6			
 	L _j →	9' 10"	14' 9"	19' 8"	24' 7"
	13' 1"	3086			
	16' 5"	2866	2205		
	19' 8"	2205	2205	1764	1102
	23' 0"	1764	1543	1323	1102
	26' 3"	1323	1213	1102	992
	29' 6"	882	882	882	882
	32' 10"	661	794	794	705
	36' 1"	529	617	617	595
	39' 4"	441	485	529	573
	42' 8"	265	397	463	529
	45' 11"		243	375	441
	49' 3"			243	220
	↑R	[lb]			

LC1280_V204_0720_JIB1500_GANCIO_J6



		CRANE PERFORMANCE: J5			
 	L _j →	9' 10"	14' 9"	19' 8"	24' 7"
	13' 1"	3080			
	16' 5"	2860	2200		
	19' 8"	2200	2200	1760	1100
	23' 0"	1760	1540	1320	1100
	26' 3"	1320	1210	1100	990
	29' 6"	880	880	880	880
	32' 10"	550	550	550	550
	36' 1"	265	265	265	265
	↑R	[lb]			

LC1280_V204_0720_JIB1500_GANCIO_J5

SPX1280 - JIB1502.1FL

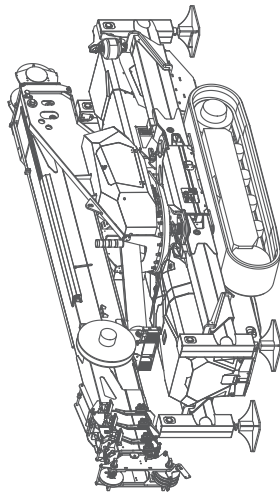
CRANE PERFORMANCE	d = 4' 5"		d = 5' 4"		d = 6' 1"		d = 7' 5"	
								J7
J1 - PICK & CARRY								
J0 - No LIFTING CAPACITY								
STABILITY AREA								

Full counterweight installed
 No counterweight installed



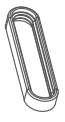





  CRANE PERFORMANCE: J7		
L _j →	4,3	7,0
1	3307	2205
2	3307	2205
3	3307	2205
4	3307	2205
5	3307	2094
6	3086	1984
7	2866	1764
8	2646	1433
9	2094	1323
10	1874	1213
11	1477	926
12	1323	882
13	992	838
14	816	772
15	705	661
16	661	551
↑R	[ton]	LC1280_V204_0720_JIB1500_GANCIO_J7

ACCESSORIES SPX1280CDH




SPX1280CDH





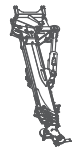


CRANE OPTIONS

-  8.5T-D10
-  HA-SPX1280
-  WT-1280
-  VAI
-  WUK-04.1
-  ARTIC-OIL-1280
-  ARTIC-OIL-SPECIAL
-  OUT-LED-2

ELECTRIC POWER PACK

-  PP220-11D.V07
-  PP400-11D.V06
-  PP440-12D.V04

ATTACHMENTS & TOOLS

-  JIB3502GX
-  JIB1502.1FL
-  JIB1502.3HX
3.2T-D10
-  RP-JIB1502.3HX
-  HA-JIB1502.3HX

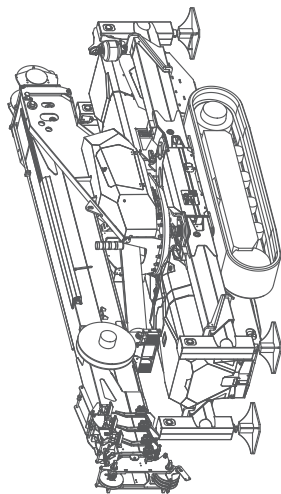
COLOR & STICKERS PERSONALIZATION

-  CRANE
- FRAME + OUTRIGGERS
- STANDARD: RAL2004 RAL7021
- CUSTOM: PC02 PC12

WARRANTY EXTENSION


- 
- 2YW-1280
- 3YW-1280

SPX1280CL



ACCESSORIES SPX1280CL3

CRANE OPTIONS






- 8.5T-D10 
- HA-SPX1280 
- WT-1280 
- VAI 
- WUK-04.1 
- ARTIC-OIL-1280 
- ARTIC-OIL-SPECIAL 
- OUT-LED-2 

BATTERY OPT. & CHARGERS




BC4-110V

ATTACHMENTS & TOOLS

- JIB3502GX 
- JIB1502.1FL 
- JIB1502.3HX 3.2T-D10 
- RP-JIB1502.3HX 
- HA-JIB1502.3HX 

COLOR & STICKERS PERSONALIZATION

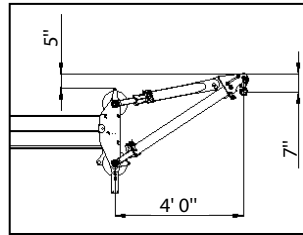
-  CRANE
- STANDARD: RAL2004 RAL7021
- CUSTOM: PC02 PC12
- FRAME + OUTRIGGERS
- RAL7021 PC12

WARRANTY EXTENSION

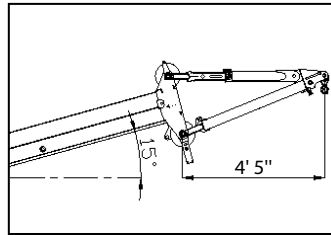
-  2YW-1280
- 3YW-1280

ACCESSORIES FEATURES JIB3500G

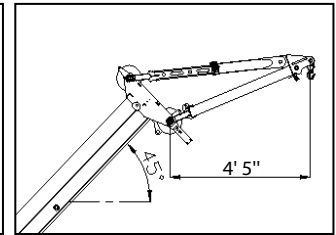
HOOK (7716 lb)



Up position
(33°)

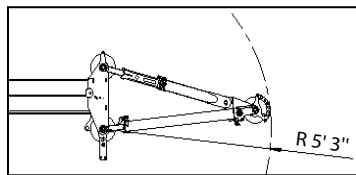


Middle position
(7°)

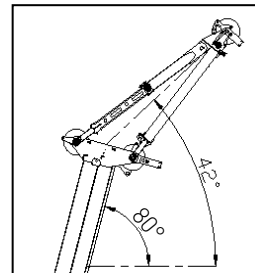


Down position
(-21°)

PULLEY (6614 lb)



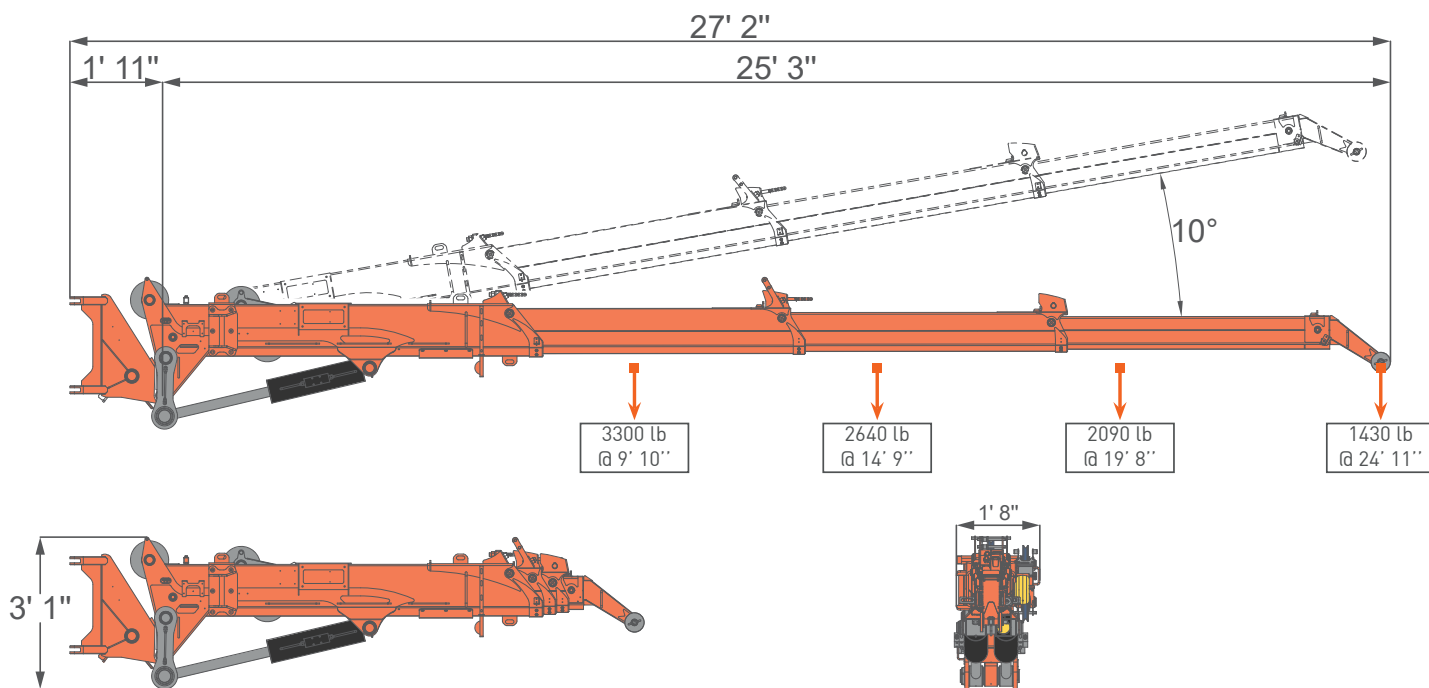
Middle position
(7°)



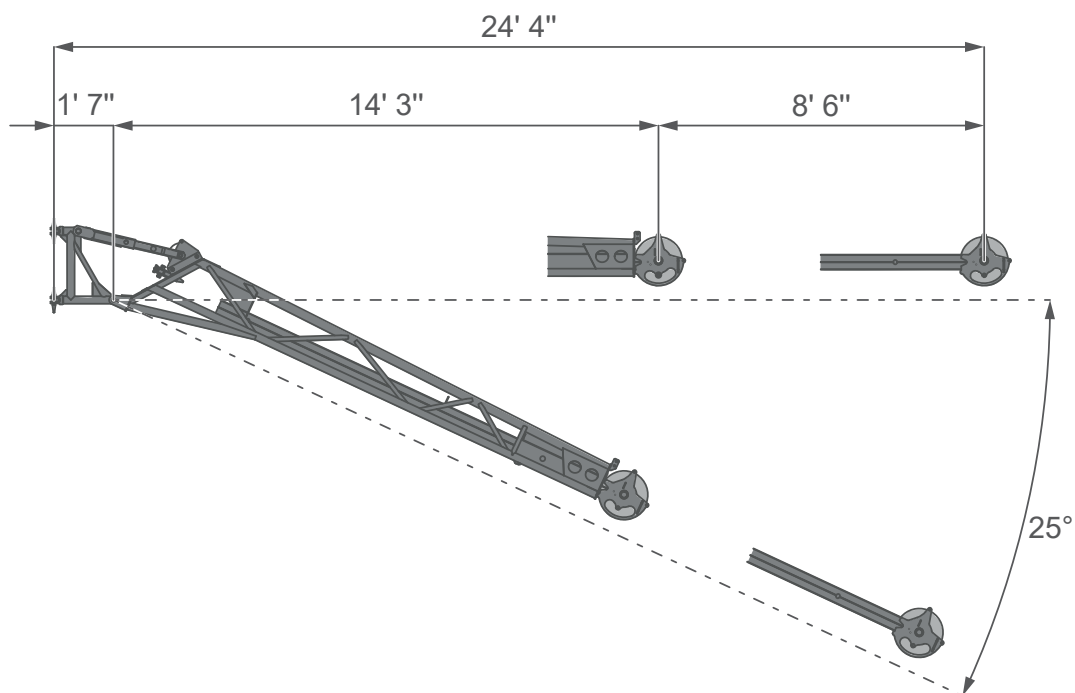
Down position
(-21°)

lb
 154



















ACCESSORIES FEATURES JIB1502.3HX



ACCESSORIES FEATURES JIB1502.1FL



SYMBOLS

	Weight		Engine		Boom Angle		Hydraulic Oil
	Crane		Electric Engine		Boom Length		Winter Warm-up Kit
	Travel Speed		Powerpack		Jib		Working Temperature
	Gradeability		Max Capacity		Slewing		Hydraulic Activation
	Track Load		Outrigger load				

REMARKS REFERRING TO LOAD CHART

- The load charts are calculated according to EN 13000.
- For the calculation of the load charts at least a wind speed of 9m/s (33km/h) and regarding the load a sail area of 1m² per ton load and a wind resistance coefficient of 1.2 on the load have been taken into account. For lifting of loads with large sail areas and/or high wind resistance coefficients the maximum wind speed as stated in the load charts has to be reduced.
- Lifting capacities are given in kilograms.
- The weight of the hook blocks and hooks is part of the load and therefore it must be deducted from the lifting capacities.
- Working radii are measured from the slewing centre.
- The lifting capacities given for the telescopic boom apply if the folding jib is removed.
- Subject to modification of lifting capacities.

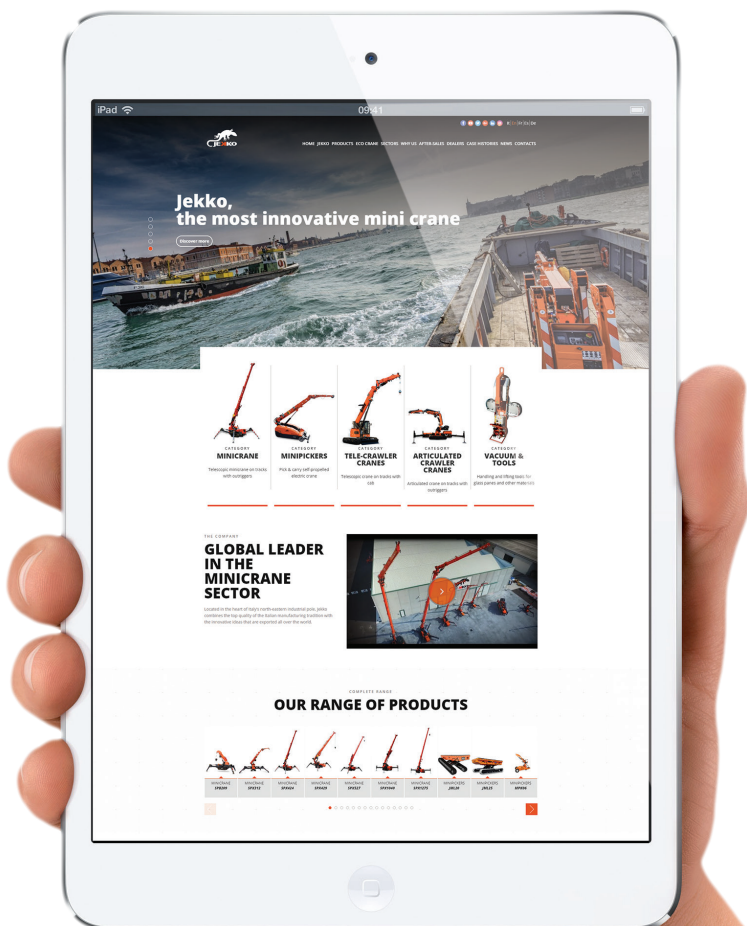
YOUR JEKKO DEALER

EN All specifications and features herein described can be changed without prior advice. All indicated data are indicative only and are not binding as crane performs differently depending on its use. **IT** Tutte le caratteristiche e le specifiche descritte possono essere soggette a variazioni senza preavviso. Tutti i dati riportati sono forniti a puro titolo informativo e non sono impegnativi dal momento che le prestazioni della macchina variano in funzione dell'utilizzo. **DE** Unangekündigte Änderungen sämtlicher Eigenschaften und Daten sind möglich. Alle Angaben sind Richtwerte und nicht verbindlich da die Leistungen der Vorrichtung von deren Einsatz abhängen. **ES** Todas las características y las especificaciones aquí indicadas pueden ser sujetas a variaciones sin aviso. Se dan todos los datos aquí indicados como simples informaciones. No se consideran como vinculantes, dado que las prestaciones del maquinario pueden variar. **FR** Toutes les caractéristiques et le spécifications descriptives peut être sujet à variation sans préavis. Tout les données rapportés sont fournis à titre informatif et ne sont pas engager au moment que la prestation de la machine change en fonction de l'emploi.



www.jekko-cranes.com

Visit jekko-cranes.com to keep in contact with us, discover all the latest news and find out technical details of all our products.





Jekko s.r.l.

Via Campardone, 1 - 31014 Colle Umberto (TV) - Italy
info@jekko.it - www.jekko-cranes.com

19.01.2023 | Rev.7

SERIAL NUMBER: